


OCTA NORM

EXTRUSIONS

COMBINE
WITH A SYSTEM



- This brochure is a collection of extrusions, sorted by function and form for your convenience
- All drawings are true to size, unless stated otherwise
- Standard length are 5000 mm and 6000 mm depending on product line. Special lengths are available to a maximum of 6930 mm. All custom lengths are special order only
- All extrusions can be supplied fully assembled
- All extrusions are available either raw, matt anodized (E6/EV1), polished anodized (E4/EV1), protective anodized or with RAL powder coating
- Most articles displayed are readily available, depending on demand and finish
- Articles marked with * are only available on request in minimum order quantities with a certain lead time
- Non-standard extrusions, made for your requirements, can be realized on demand

CONTENT

ALUMINIUM EXTRUSIONS	5
UPRIGHTS AND BEAMS	7
Square Extrusions	9
Rectangular Extrusion	19
Octagonal Extrusions	31
Triangular Extrusions	33
Corner Extrusions	35
Hinged Extrusions	37
Round Extrusions	39
Oval Extrusions	45
FABRIC MOUNTING	47
Tension Fabric Extrusions	49
Fabric Suspension Extrusions	61
SPECIAL TYPE EXTRUSIONS	63
Cover Extrusions	65
Wall Panel Retainer	67
Skirting Extrusions	69
Other Extrusions	71
CLEANROOM EXTRUSIONS	73
Wall Extrusions	75
Ceiling Extrusions	83
Door Extrusions	85
PLASTIC EXTRUSIONS	89
INDEX	97



ALU MINI UM

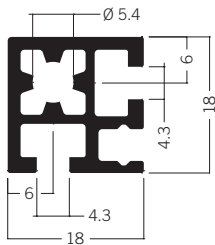


The OCTANORM® systems consist of an extremely wide range of aluminium extrusions. The high specific strength of our premium quality aluminum alloy makes it an ideal material for our OCTANORM® components and guarantees decades of reusability. The light weight makes for short assembly times and also reduces transport costs and CO2 emissions.

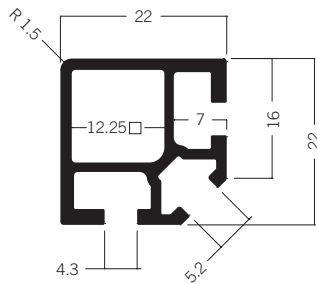
**UP
RIGHTS
AND
BEAMS**

UPRIGHTS AND BEAMS

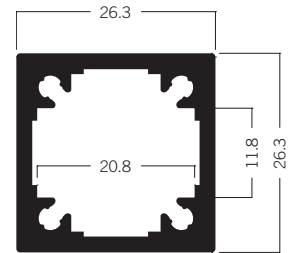




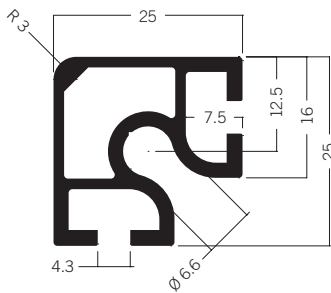
M 1618 Square extrusion 18 mm
1.99 kg | 5000 mm



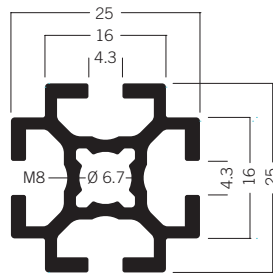
M 1625 Square extrusion 22 mm
2.15 kg | 5000 mm



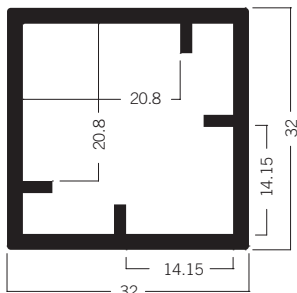
M 1400 Square extrusion 26.3 mm
2.17 kg | 5000 mm



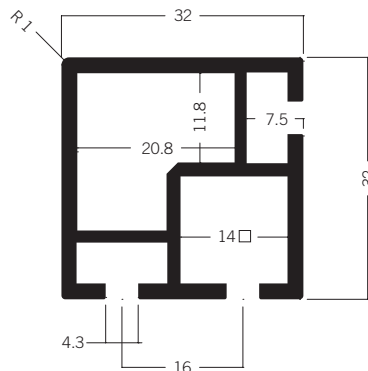
V 2000 Square extrusion 25 mm
2.89 kg | 5000 mm



S 10* Square extrusion 25 mm
3.08 kg | 5000 mm



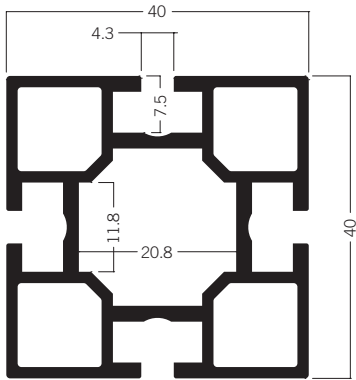
S 1123 Square extrusion 32 mm
3.77 kg | 5000 mm



S 1125 Square extrusion 32 mm
4.03 kg | 5000 mm

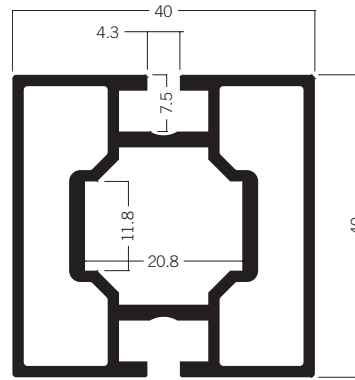
UPRIGHTS AND BEAMS

Square Extrusions



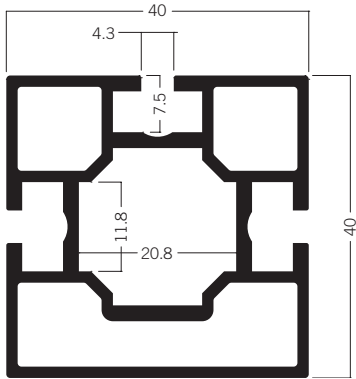
M 1000 Square extrusion 40 mm
5.78 kg | 5000 mm

M 1001 Square extrusion 40 mm
6.97 kg | 6000 mm

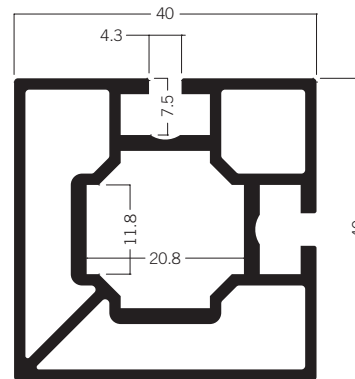


M 1002 Square extrusion 40 mm
5.55 kg | 5000 mm

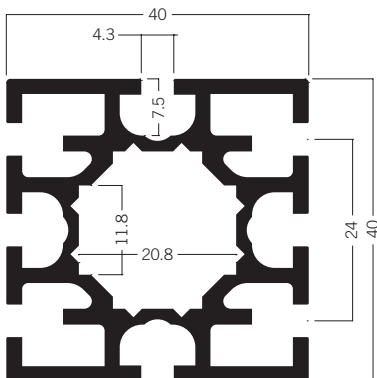
M 1003 Square extrusion 40 mm
6.92 kg | 6000 mm



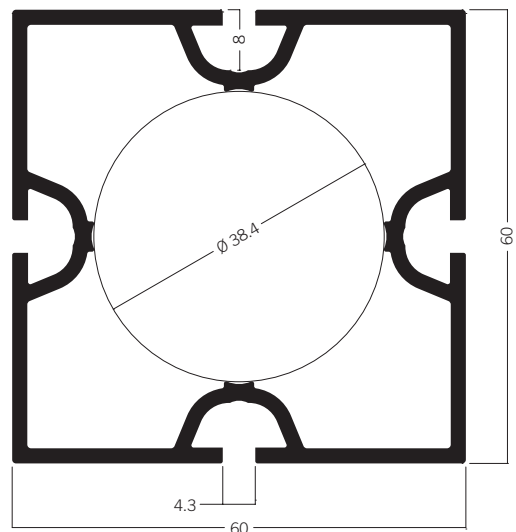
M 1005 Square extrusion 40 mm
6.66 kg | 6000 mm



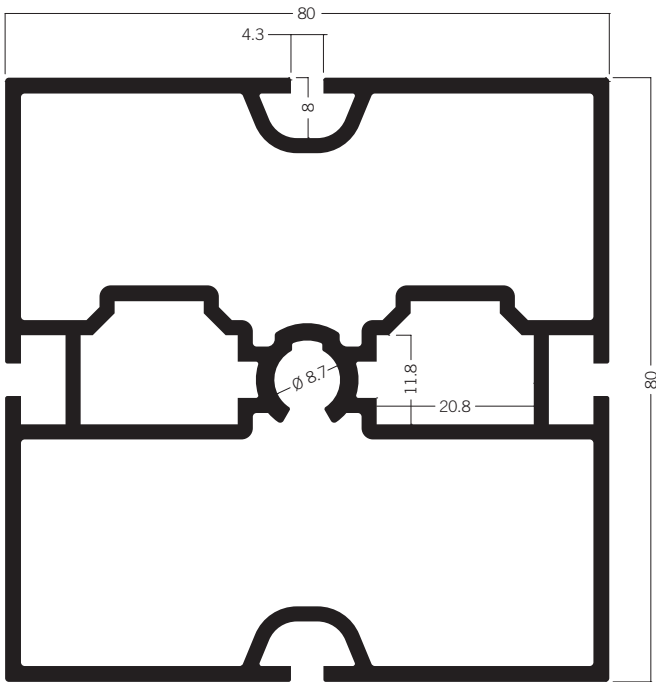
M 1007 Square extrusion 40 mm
7.17 kg | 6000 mm



S 209 Square extrusion 40 mm
8.05 kg | 6000 mm

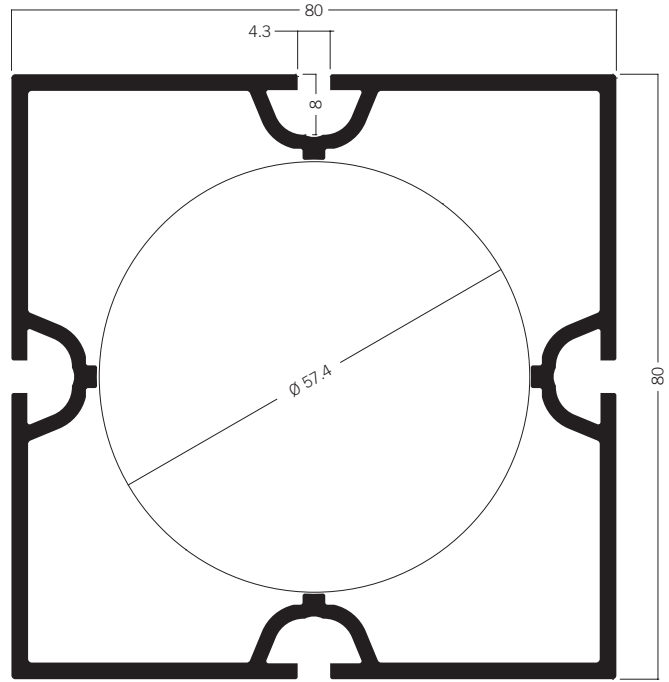


M 1010 Square extrusion 60 mm
8.13 kg | 5000 mm



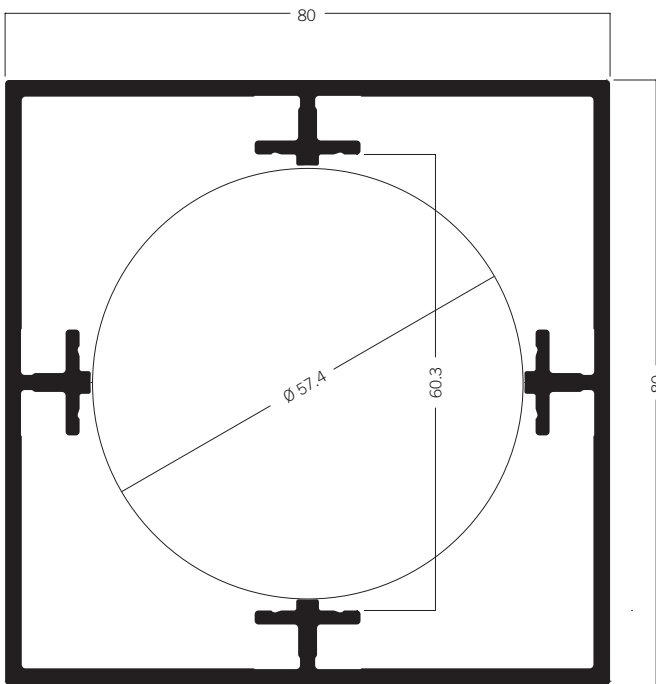
M 1018 Square extrusion 80 mm
14.91 kg | 5000 mm

M 1019 Square extrusion 80 mm
17.80 kg | 6000 mm

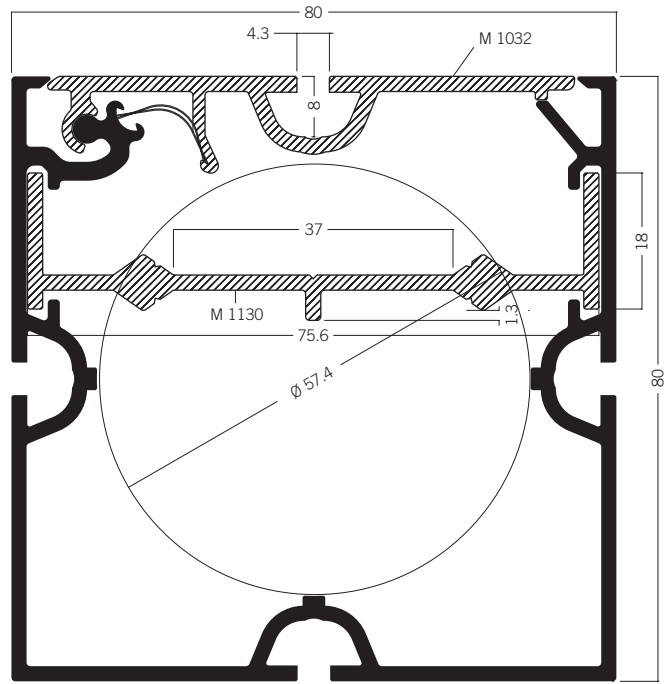


M 1020 Square extrusion 80 mm
11.51 kg | 5000 mm

M 1021 Square extrusion 80 mm
12.89 kg | 6000 mm



M 2021* Square extrusion 80 mm
14.03 kg | 6000 mm

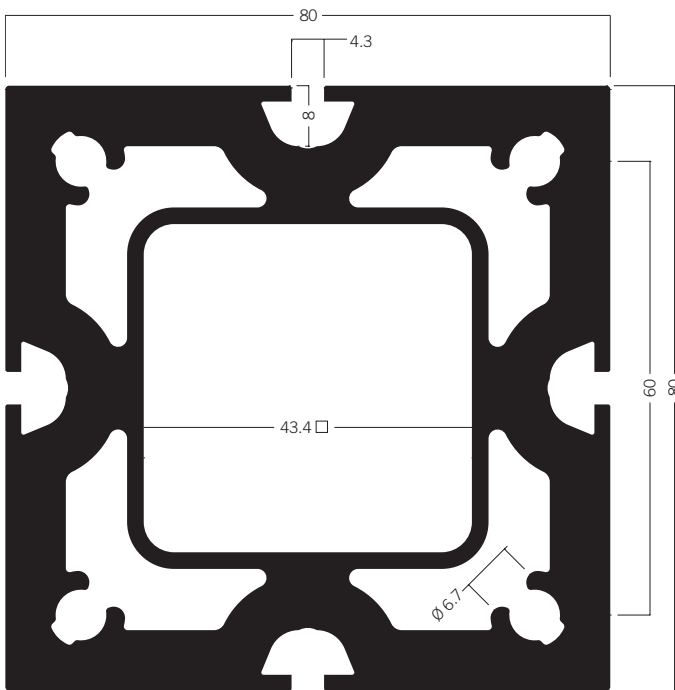


M 1022* Square extrusion 80 mm
15.66 kg | 5000 mm

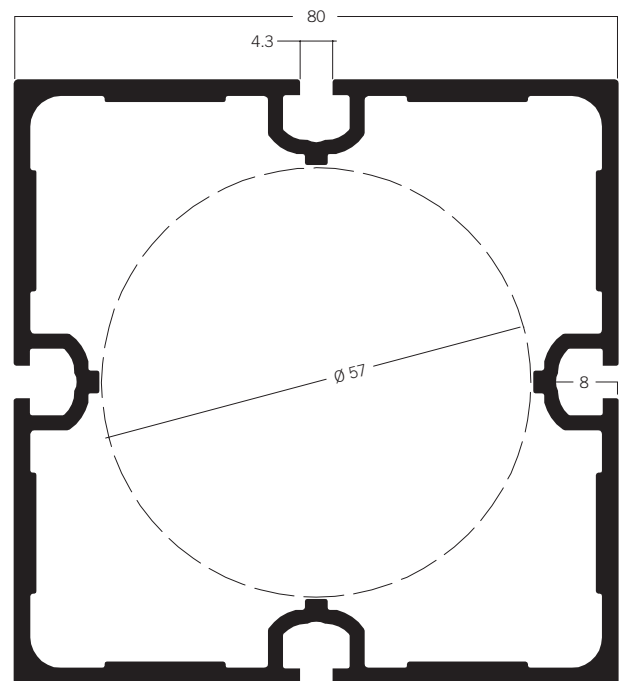
M 1023 Square extrusion 80 mm
17.24 kg | 6000 mm

UPRIGHTS AND BEAMS

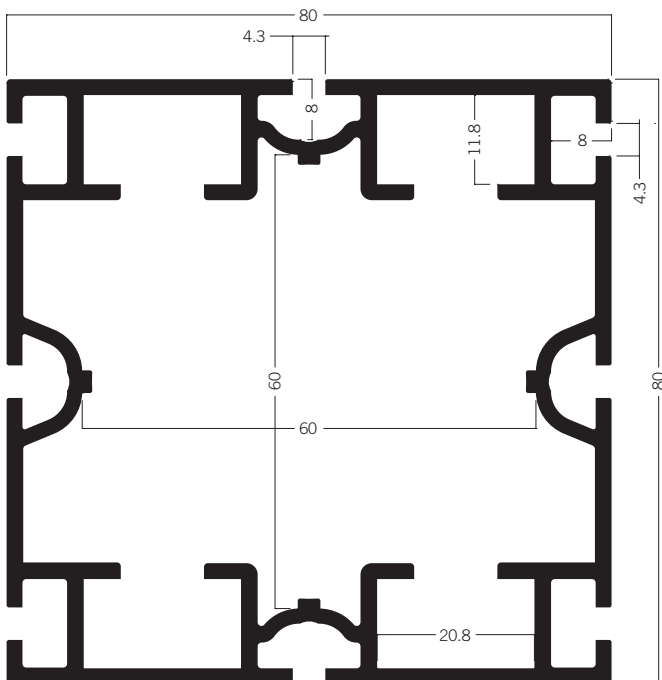
Square Extrusions



DFS 84 Upright rxtusion 80 mm
38.95 kg | 5040 mm

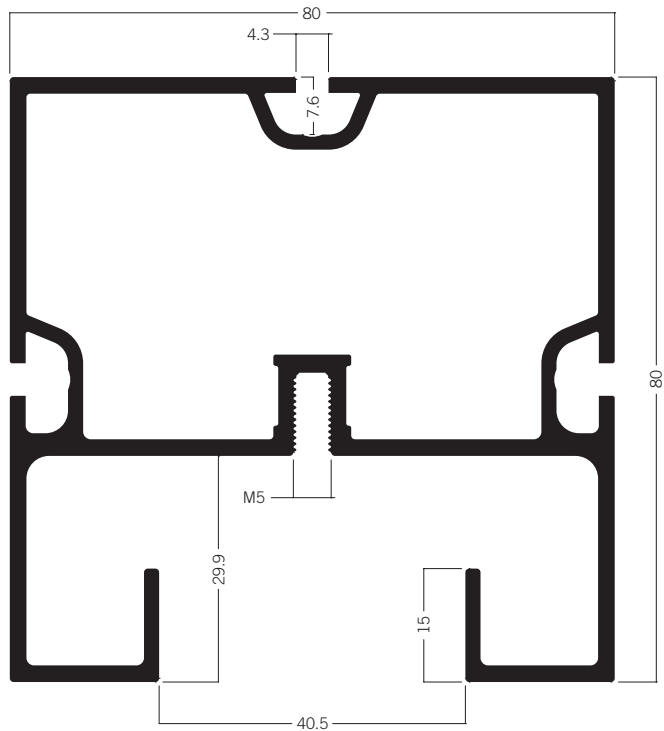


U 1020 Square extrusion 80 mm
15.50 kg | 6000 mm



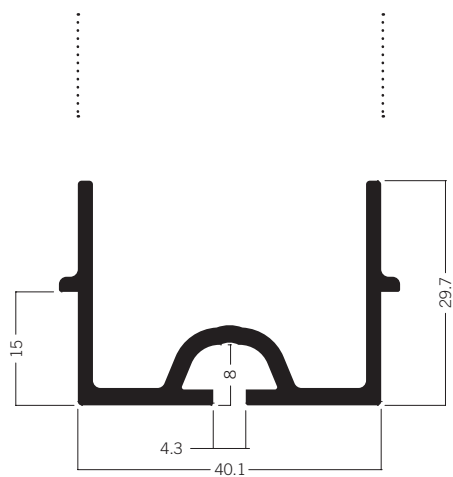
M 1012* Square extrusion 80 mm
14.81 kg | 5000 mm

M 1013* Square extrusion 80 mm
18.62 kg | 6000 mm



M 1058* Light track mounting extrusion 80 mm
13.29 kg | 5000 mm

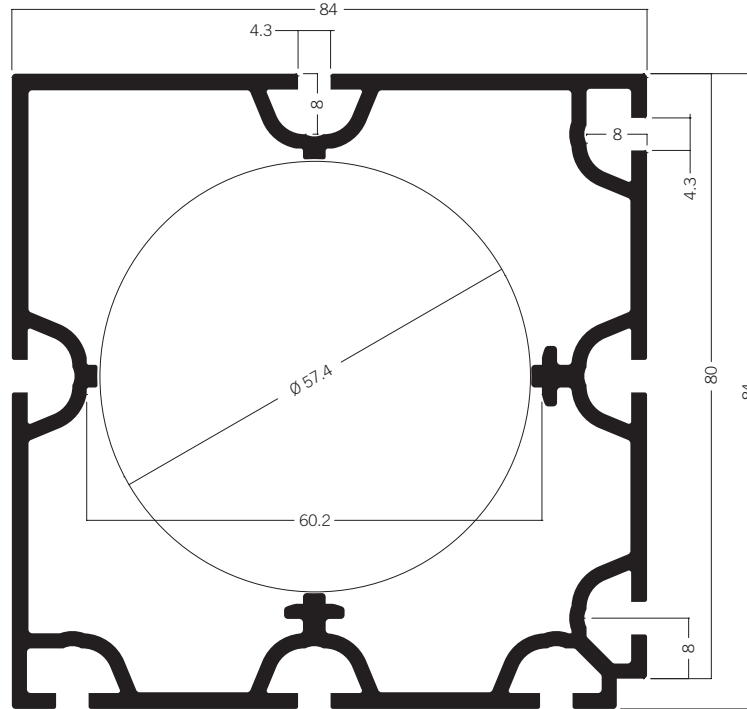
M 1059 Light track mounting extrusion 80 mm
15.92 kg | 6000 mm



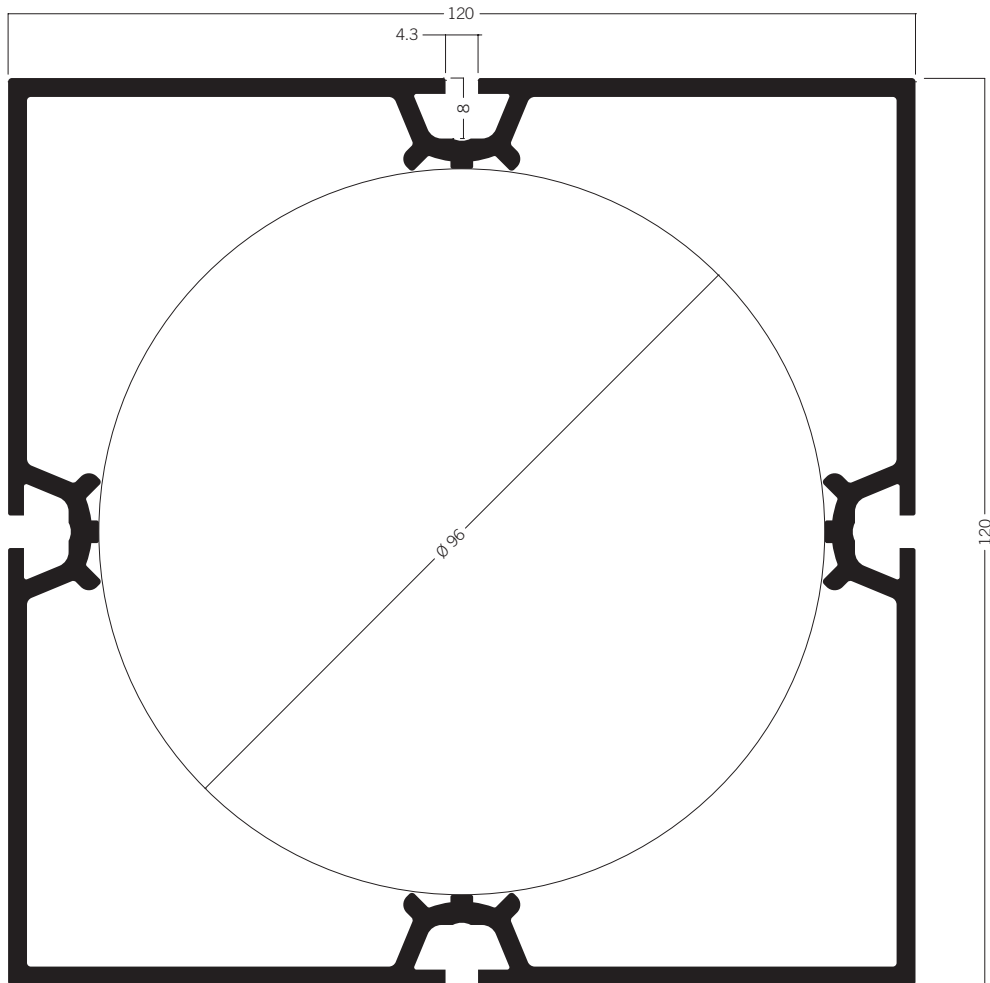
M 1155 Cover extrusion for M 1058/M 1059
3.46 kg | 5000 mm

UPRIGHTS AND BEAMS

Square Extrusions



M 1017 Square extrusion 84 mm
12.05 kg | 5000 mm



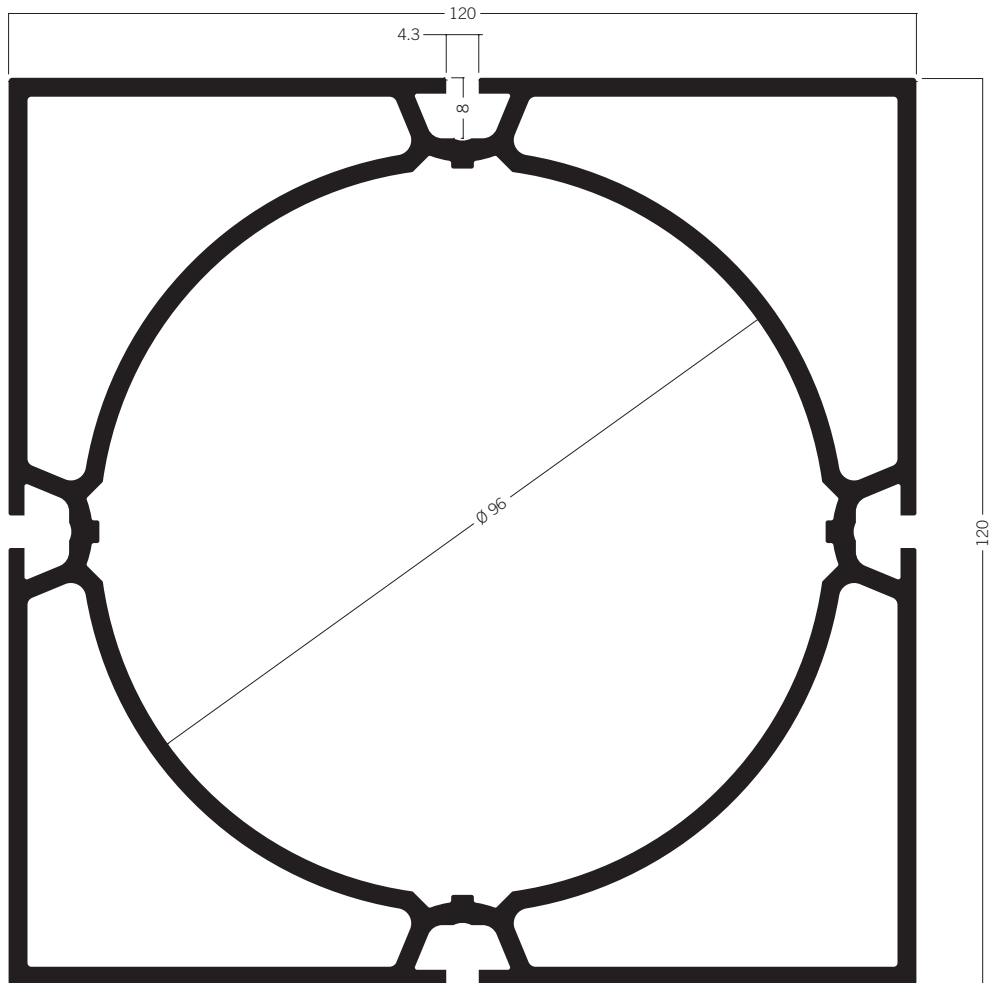
M 225 Square extrusion 120 mm
19.81 kg | 5000 mm

M 226 Square extrusion 120 mm
22.71 kg | 6000 mm

M 227 Square extrusion 120 mm
27.14 kg | 6930 mm

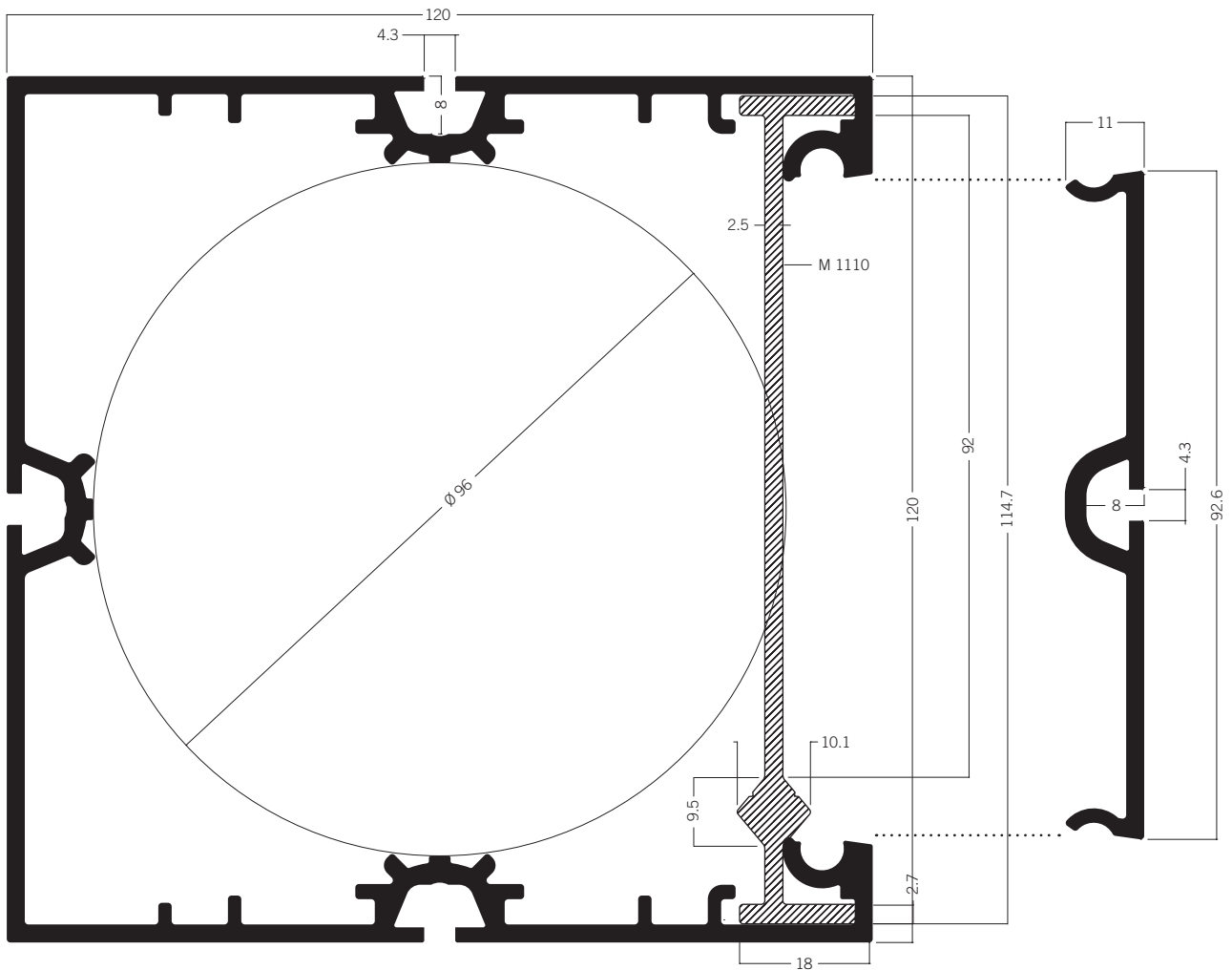
UPRIGHTS AND BEAMS

Square Extrusions



M 230 Square extrusion 120 mm
29.50 kg | 5000 mm

M 232 Square extrusion 120 mm
38.84 kg | 6930 mm



M 1040* Square extrusion open 120 mm
18.73 kg | 5000 mm

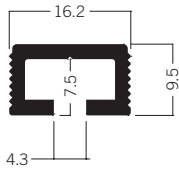
M 1041 Square extrusion open 120 mm
21.85 kg | 6000 mm

M 1045* Cover extrusion
4.57 kg | 5000 mm

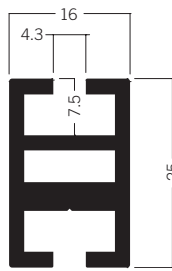
M 1046 Cover extrusion
5.30 kg | 6000 mm

UPRIGHTS AND BEAMS

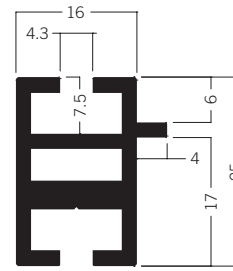
Square Extrusions



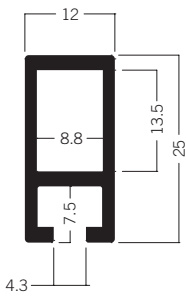
W 416 Insert extrusion
1.05 kg | 5000 mm



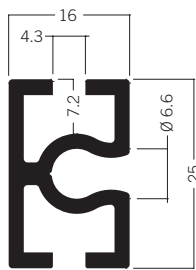
M 1602 Beam extrusion 25 mm
2.72 kg | 5000 mm



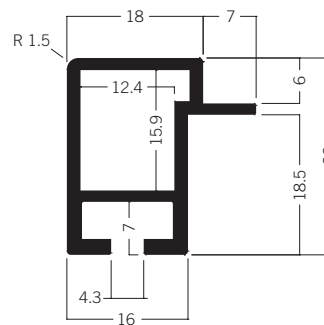
M 1603 Beam extrusion 25 mm
2.74 kg | 5000 mm



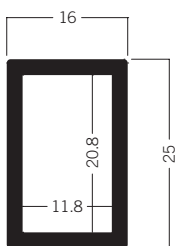
Z 305 Beam extrusion 25 mm
1.72 kg | 5000 mm



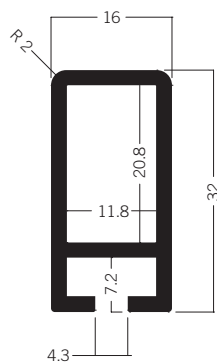
V 2040 Upright extrusion 25 mm
2.41 kg | 5000 mm



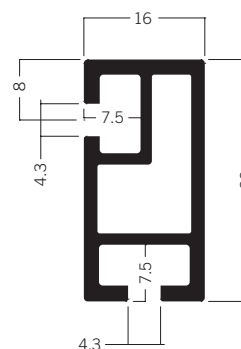
V 2100 Outer frame extrusion (external) 26 mm
2.29 kg | 5000 mm



Z 300 Beam extrusion 25 mm
2.05 kg | 5000 mm



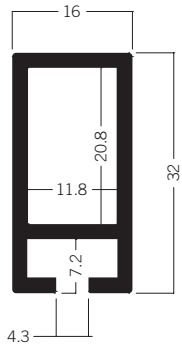
Z 303 Beam extrusion 32 mm
2.70 kg | 5000 mm



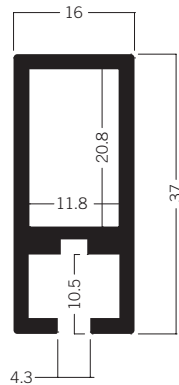
Z 307 Beam extrusion 32 mm
2.53 kg | 5000 mm

UPRIGHTS AND BEAMS

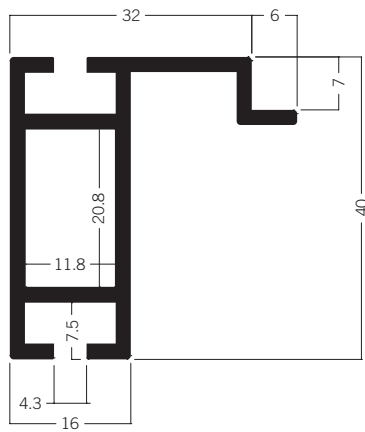
Rectangular Extrusions



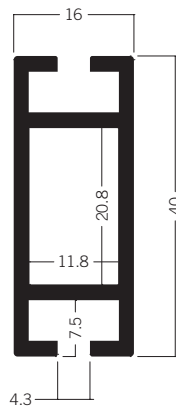
Z 308 Beam extrusion 32 mm
2.68 kg | 5000 mm



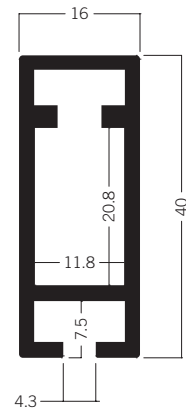
Z 310 Beam extrusion 37 mm
2.96 kg | 5000 mm



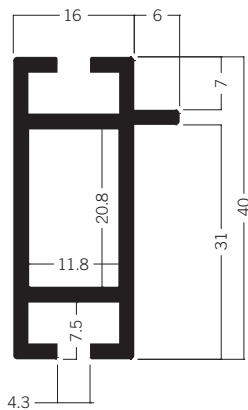
Z 4100 Beam extrusion 40 mm
4.14 kg | 5000 mm



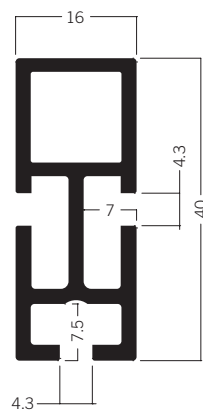
Z 4400 Beam extrusion 40 mm
3.20 kg | 5000 mm



Z 4401 Beam extrusion 40 mm
3.38 kg | 5000 mm



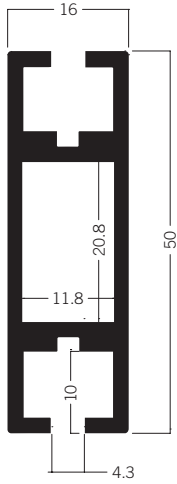
Z 4300 Beam extrusion 40 mm
3.54 kg | 5000 mm



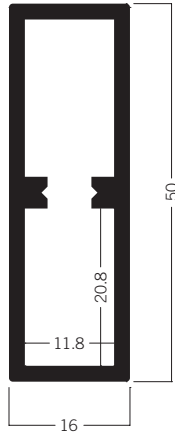
Z 4700 Rectangular extrusion 40 mm
3.49 kg | 5000 mm



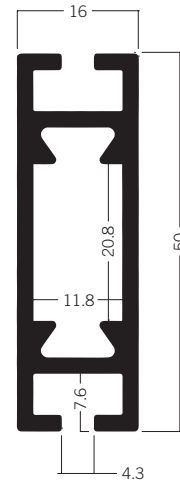
Z 100 Beam extrusion 43 mm
3.14 kg | 5000 mm



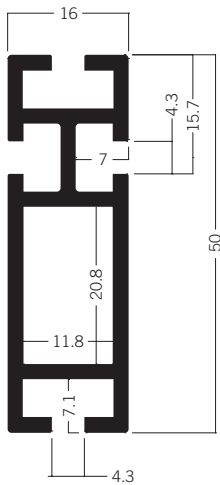
Z 400 Beam extrusion 50 mm
4.39 kg | 5000 mm



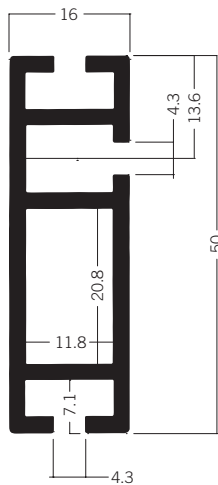
Z 402 Beam extrusion 50 mm
3.76 kg | 5000 mm



Z 408* Beam extrusion 50 mm
4.39 kg | 5000 mm



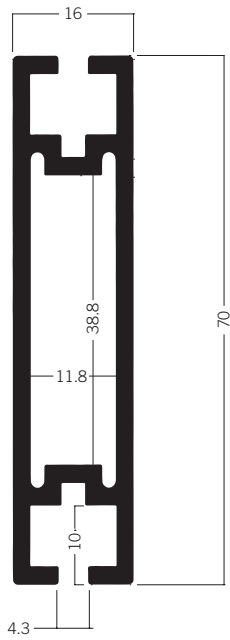
Z 460 Beam extrusion 50 mm
3.96 kg | 5000 mm



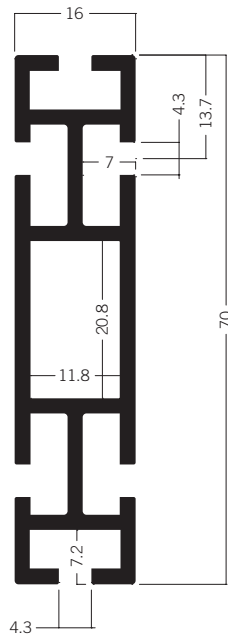
Z 464* Beam extrusion 50 mm
4.11 kg | 5000 mm

UPRIGHTS AND BEAMS

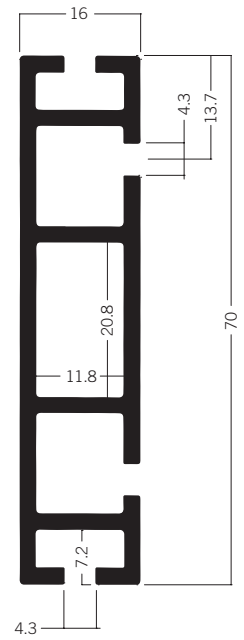
Rectangular Extrusions



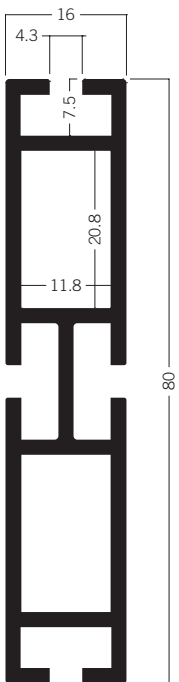
Z 110 Beam extrusion 70 mm
5.42 kg | 5000 mm



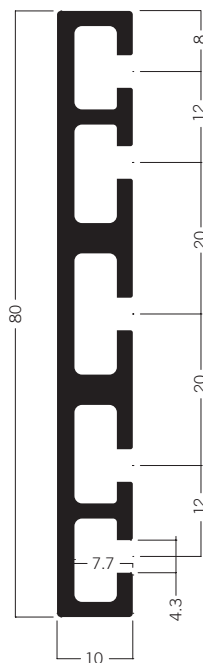
Z 160 Beam extrusion 70 mm
5.43 kg | 5000 mm



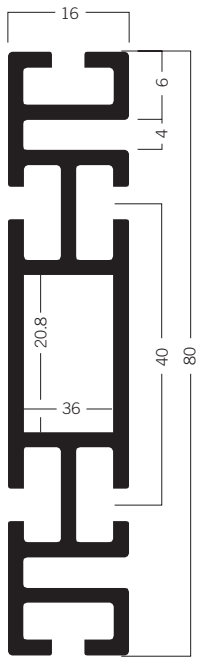
Z 164* Beam extrusion 70 mm
5.85 kg | 5000 mm



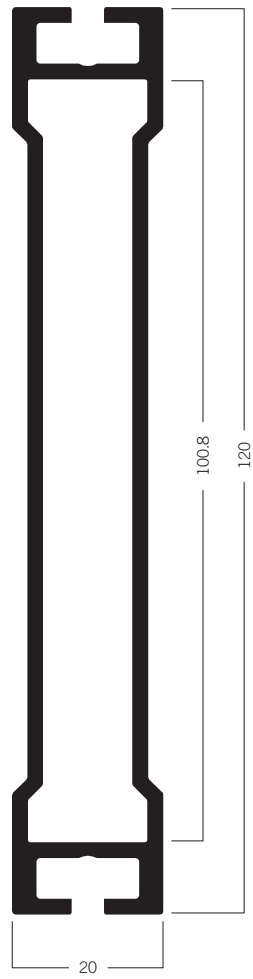
M 1320 Beam extrusion 80 mm
6.45 kg | 5000 mm



M 1063 Connecting extrusion 80 mm
5.46 kg | 5000 mm



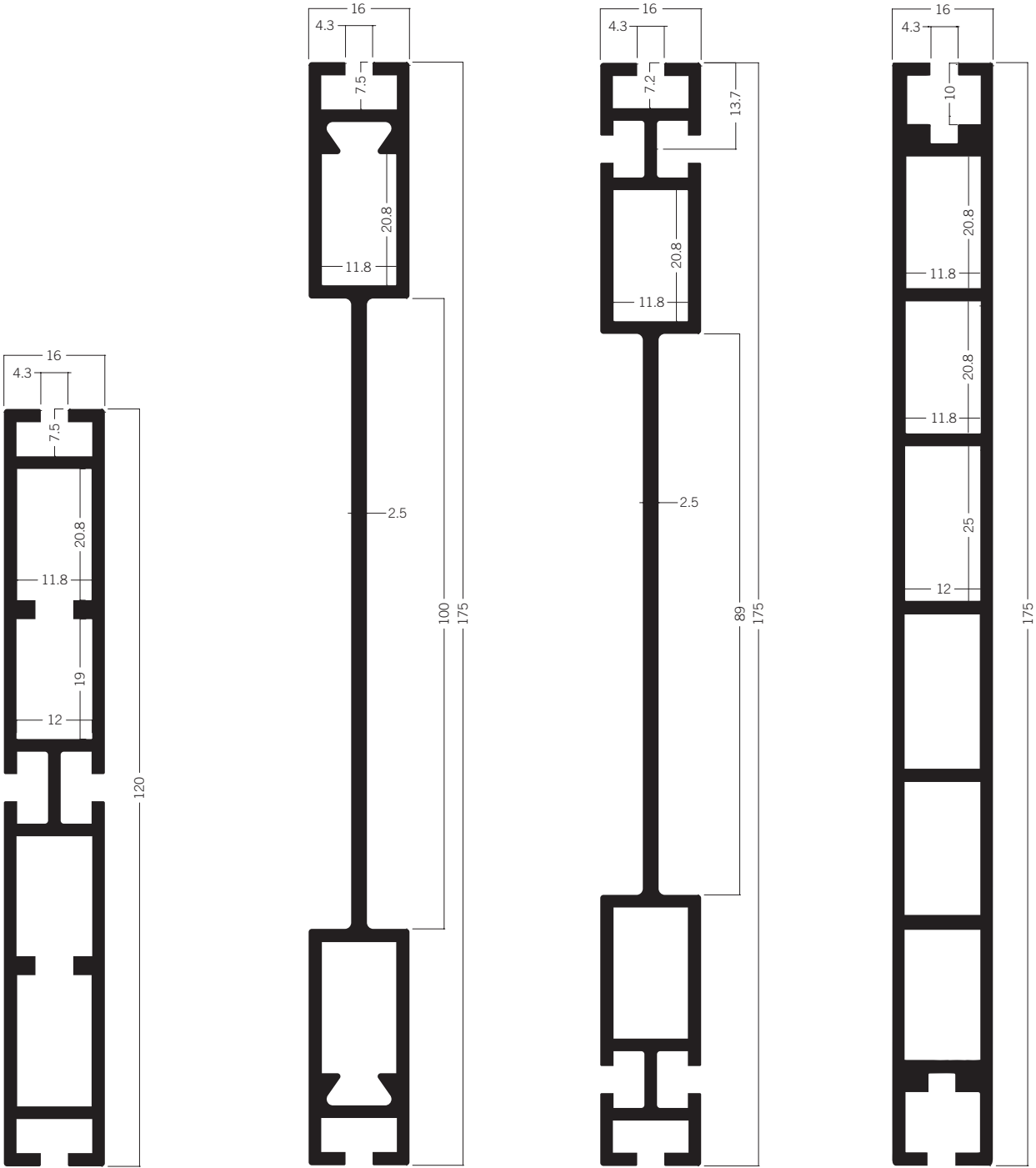
U 1066 Fabric suspension-spacing extrusion 80 × 16 mm
8.25 kg | 6000 mm



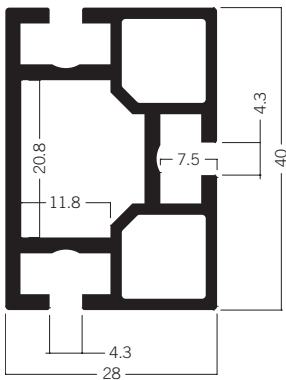
U 1030 Beam extrusion 120 mm
9.51 kg | 6000 mm

UPRIGHTS AND BEAMS

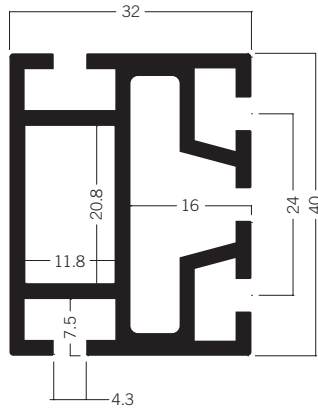
Rectangular Extrusions



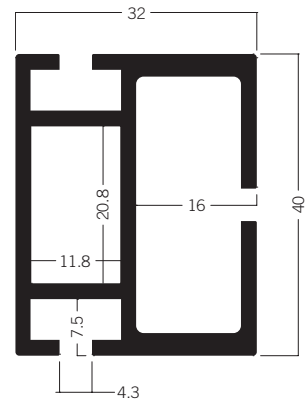
M 1340 Beam extrusion 120 mm | 9.00 kg | 5000 mm **Z 508** Beam extrusion 175 mm | 9.95 kg | 5000 mm **Z 560** Beam extrusion 175 mm | 10.32 kg | 5000 mm **Z 600** Beam extrusion 175 mm | 13.53 kg | 5000 mm



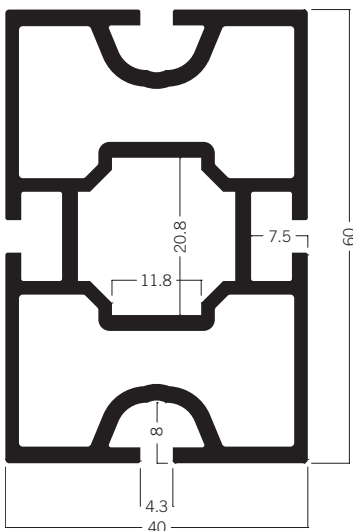
M 1068 Rectangular extrusion 40 mm
4.76 kg | 5000 mm



Z 2100 Beam extrusion 40 mm
5.99 kg | 5000 mm

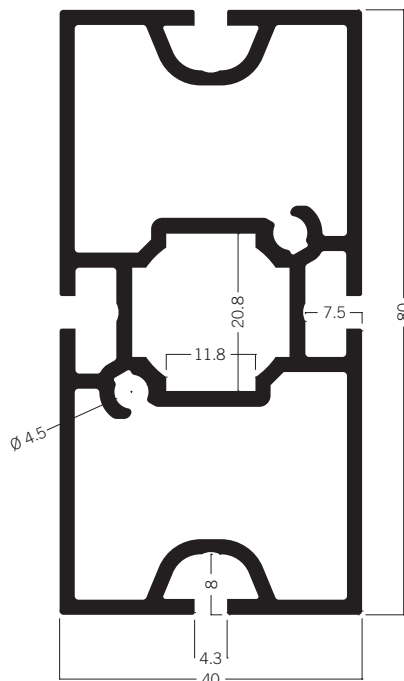


Z 2105 Beam extrusion 40 mm
5.56 kg | 5000 mm



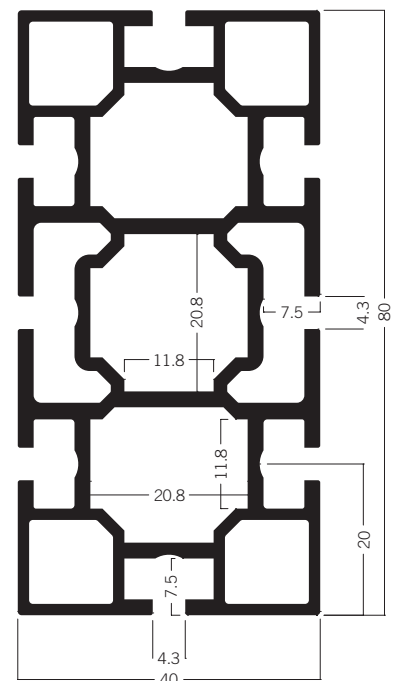
M 1081 Rectangular extrusion 60 mm
8.94 kg | 5000 mm

M 1082 Rectangular extrusion 60 mm
10.73 kg | 6000 mm



M 1025 Rectangular extrusion 80 mm
10.22 kg | 5000 mm

M 1026 Rectangular extrusion 80 mm
12.70 kg | 6000 mm

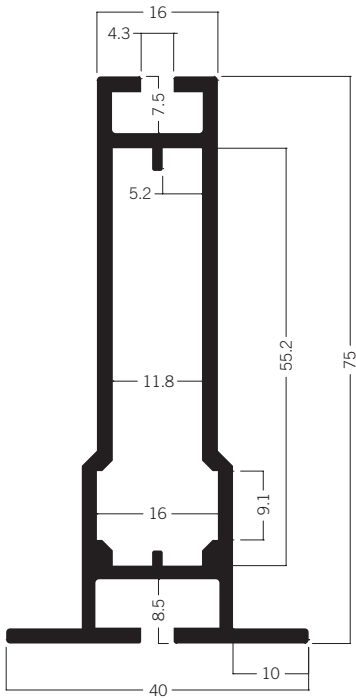


M 1091 Rectangular extrusion 80 mm
12.16 kg | 5000 mm

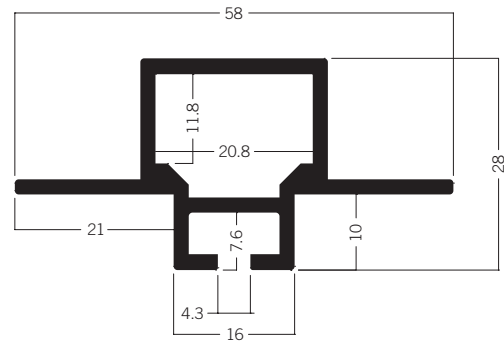
M 1092 Rectangular extrusion 80 mm
14.60 kg | 6000 mm

UPRIGHTS AND BEAMS

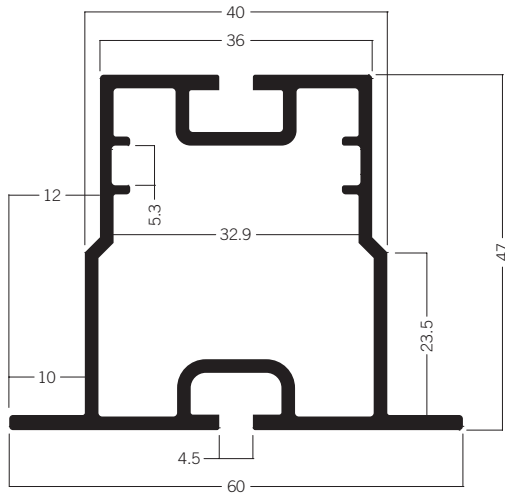
Rectangular Extrusions



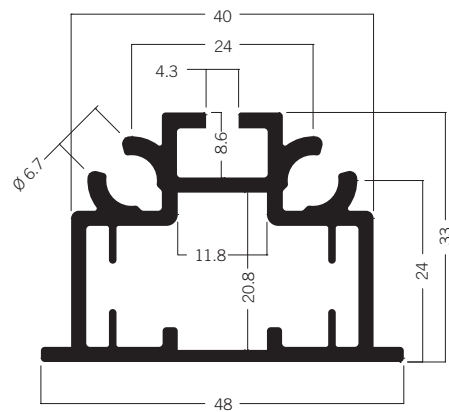
W 901 Frame extrusion 40 mm panel
7.51 kg | 6000 mm



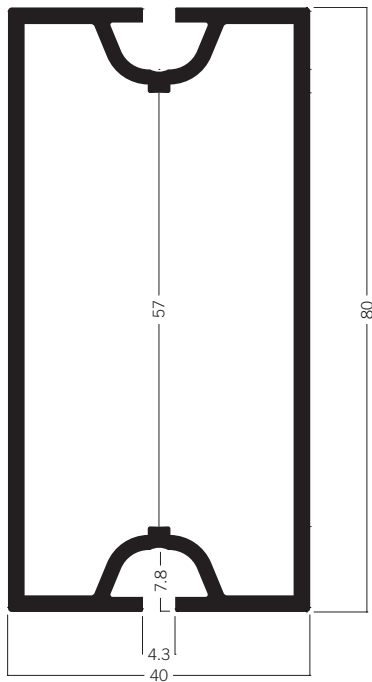
W 905 T-connection extrusion 58 mm
3.96 kg | 5000 mm



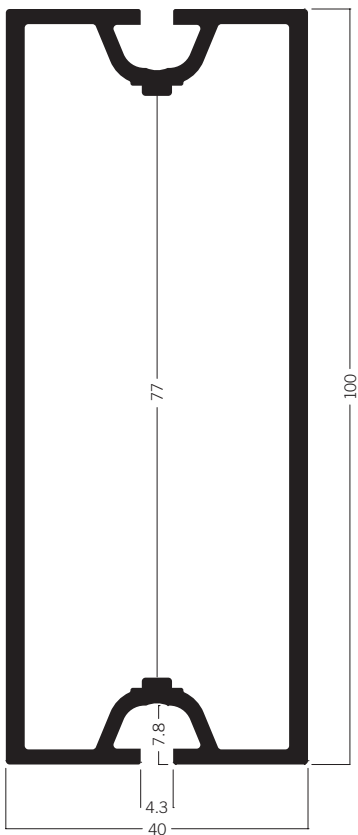
W 825* Frame extrusion 60 mm panel (USA)
7.20 kg | 5000 mm



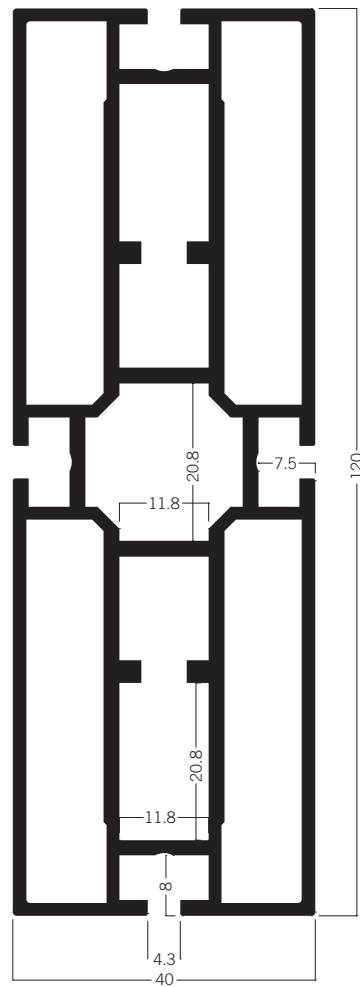
S 1610 Frame extrusion 48 mm
6.48 kg | 6000 mm



M 1043* Rectangular extrusion 80 mm
5.61 kg | 5000 mm



M 1029 Rectangular extrusion 100 mm
11.88 kg | 6000 mm

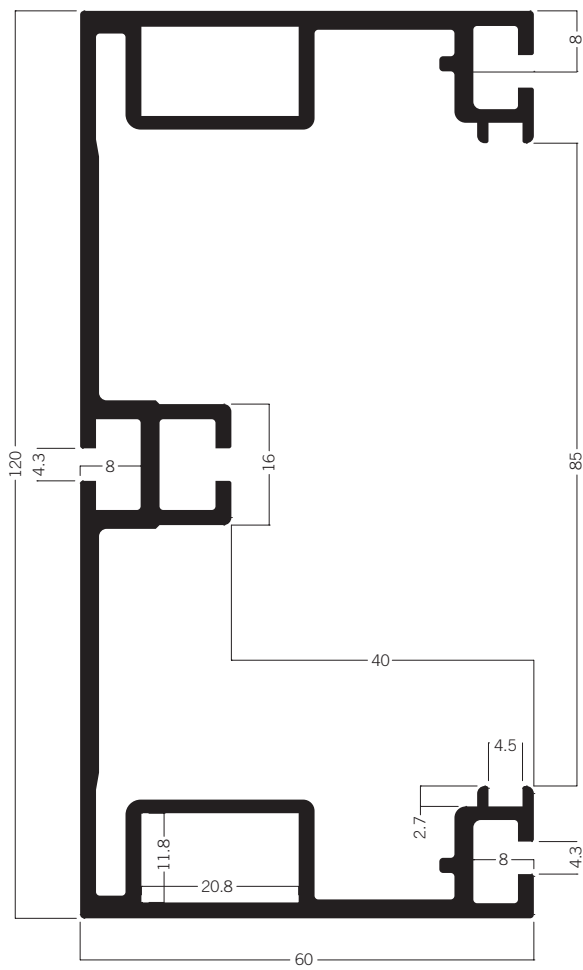


M 1030* Rectangular extrusion 120 mm
15.05 kg | 5000 mm

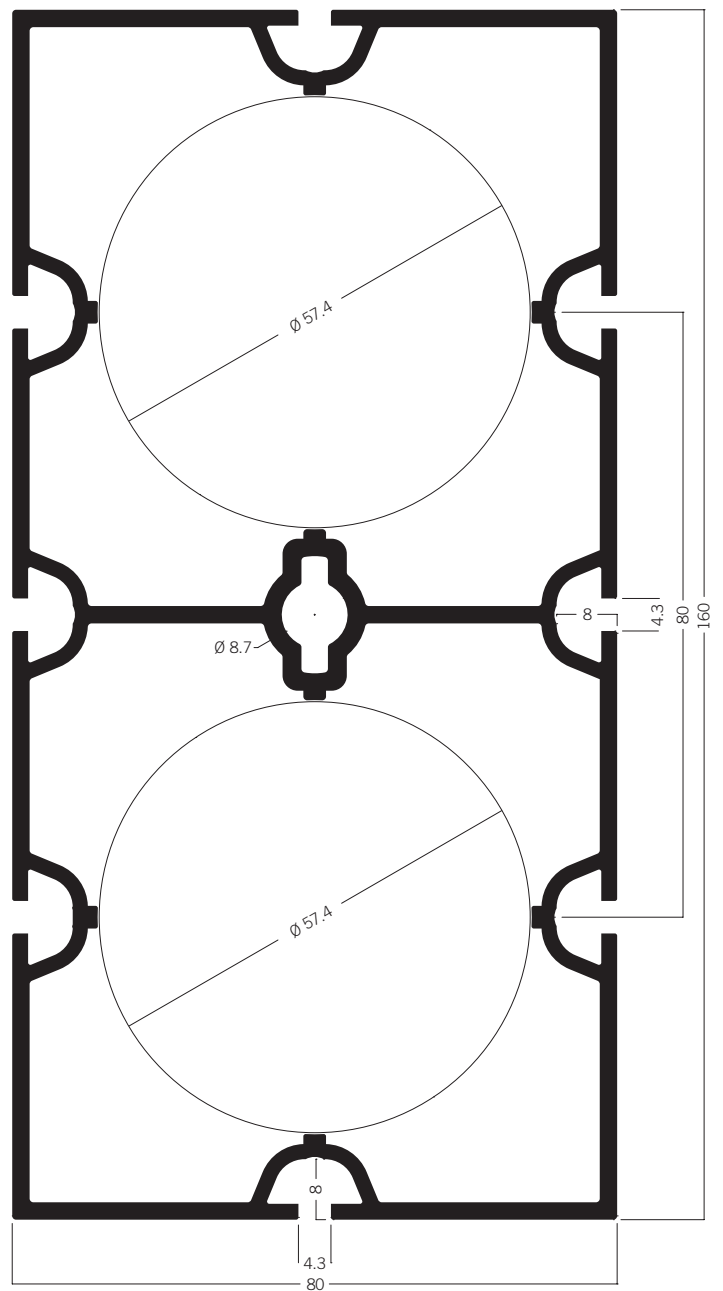
M 1031 Rectangular extrusion 120 mm
18.07 kg | 6000 mm

UPRIGHTS AND BEAMS

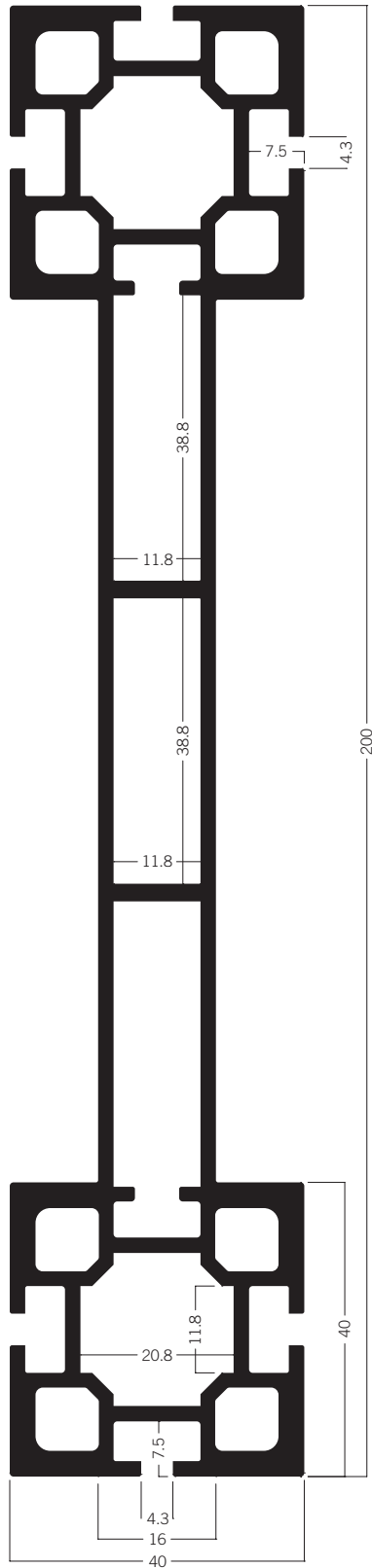
Rectangular Extrusions



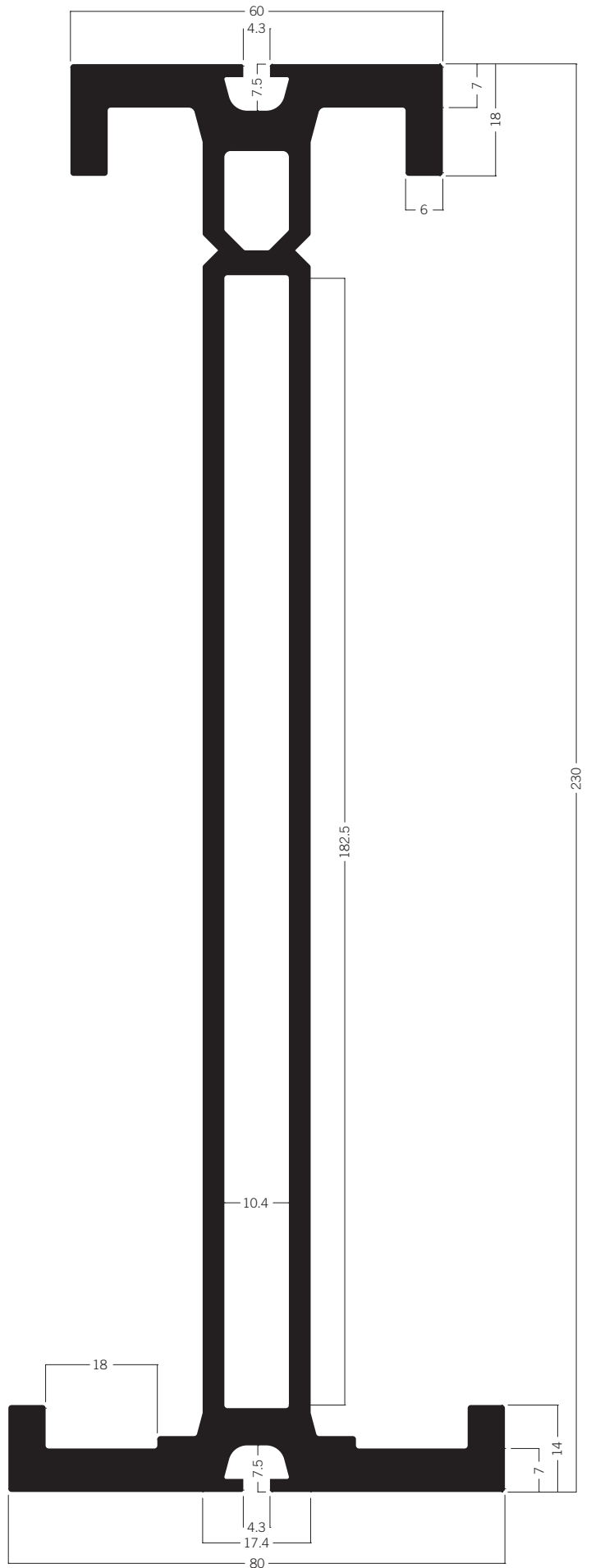
M 1060* Rectangular extrusion open 120 x 60 mm
5.61 kg | 5000 mm



M 1052 Rectangular extrusion 160 mm
28.35 kg | 6930 mm



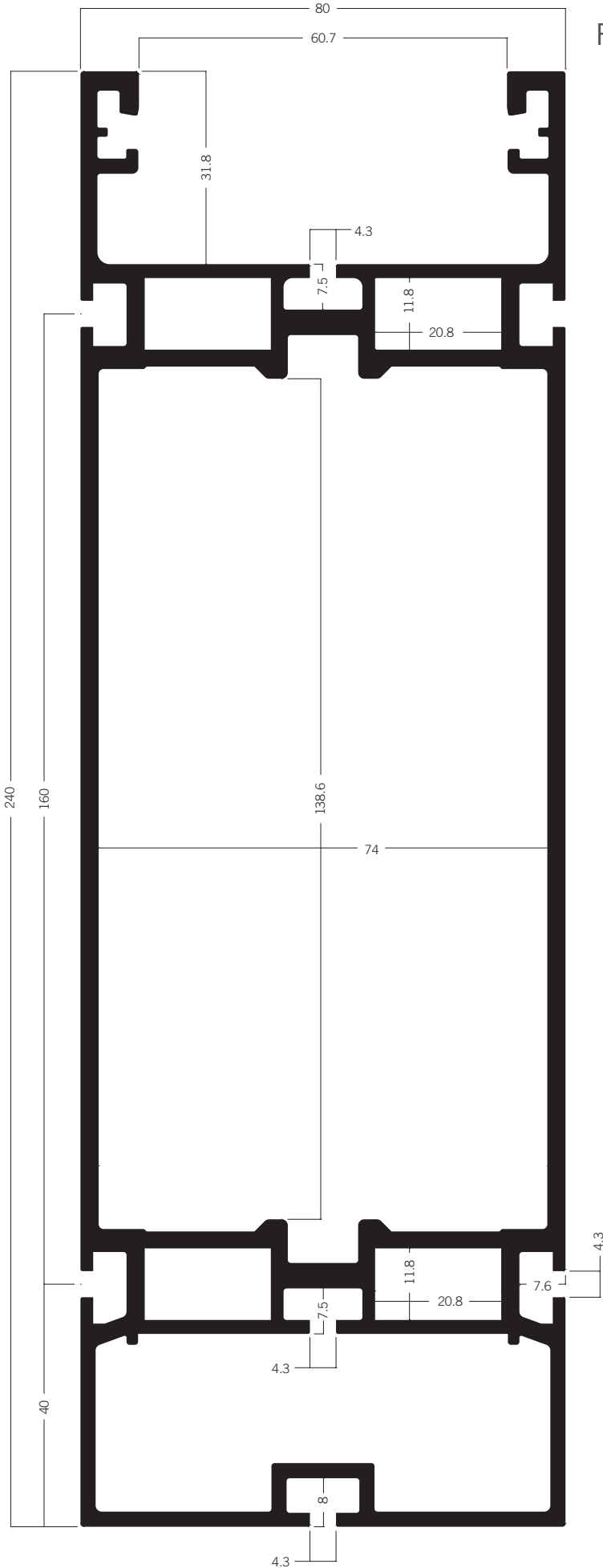
M 770 Beam extrusion 200 mm
35.53 kg | 7000 mm



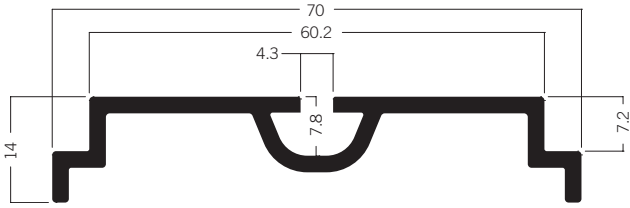
DFL 230 Beam extrusion 230 mm
53.24 kg | 7000 mm

UPRIGHTS AND BEAMS

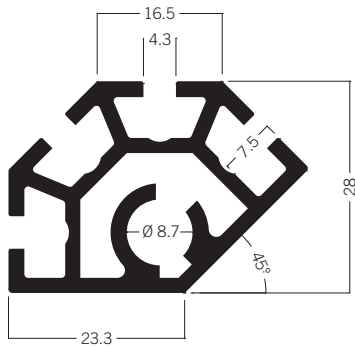
Rectangular Extrusions



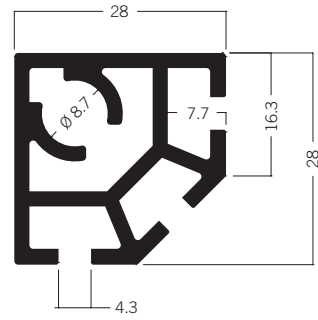
R 102 Rectangular extrusion 240 mm
53.23 kg | 6930 mm



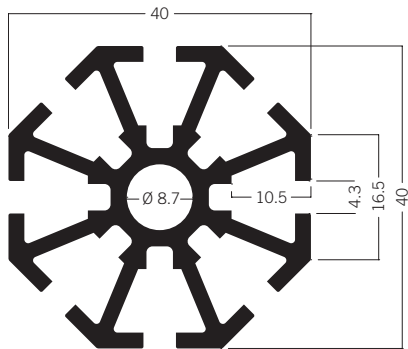
R 122 Cover extrusion 70 mm
2.88 kg | 6930 mm



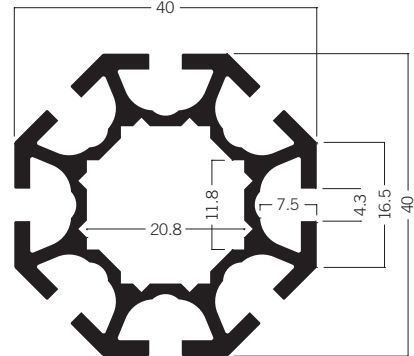
S 203 Upright extrusion 135°
4.87 kg | 5000 mm



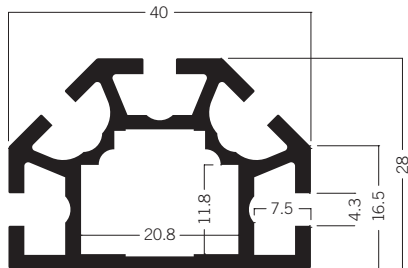
S 308 Upright extrusion
4.14 kg | 5000 mm



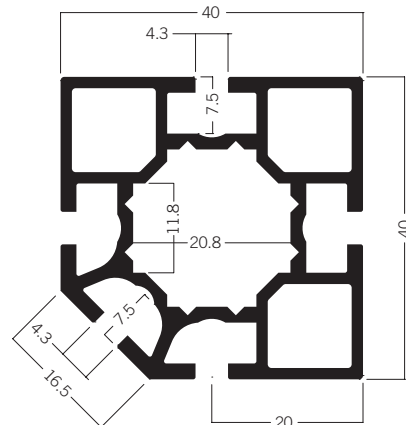
S 100 Upright extrusion 40 mm
6.80 kg | 5000 mm



S 108 Upright extrusion 40 mm
5.35 kg | 5000 mm



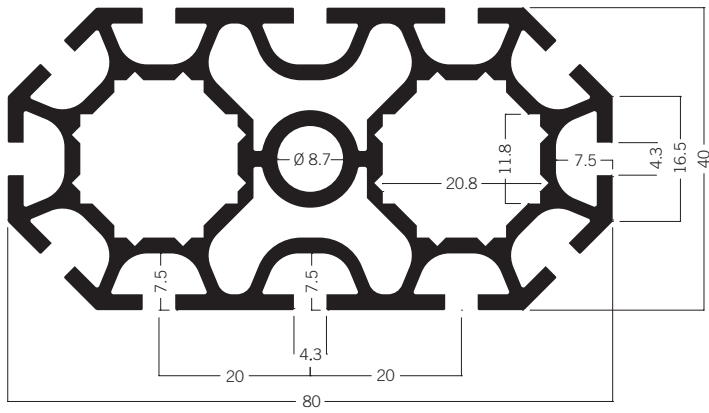
S 201 Upright extrusion 40 mm
4.25 kg | 5000 mm



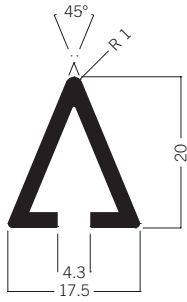
S 380 Upright extrusion
5.97 kg | 5000 mm

UPRIGHTS AND BEAMS

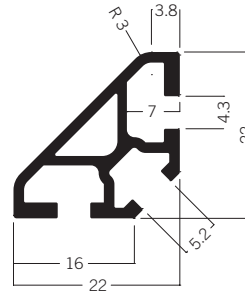
Octagonal Extrusions



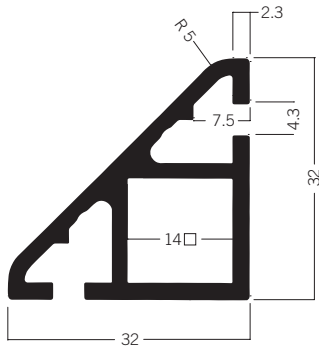
S 408 Upright extrusion 80 mm
12.64 kg | 5000 mm



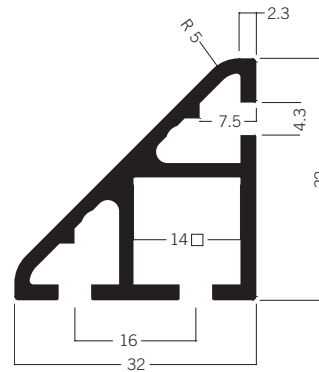
S 206 Interior corner extrusion 45°
1.41 kg | 5000 mm



M 1622 Triangular extrusion
1.77 kg | 5000 mm



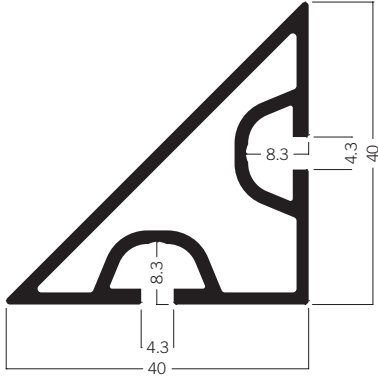
S 1302* Triangular extrusion
3.20 kg | 5000 mm



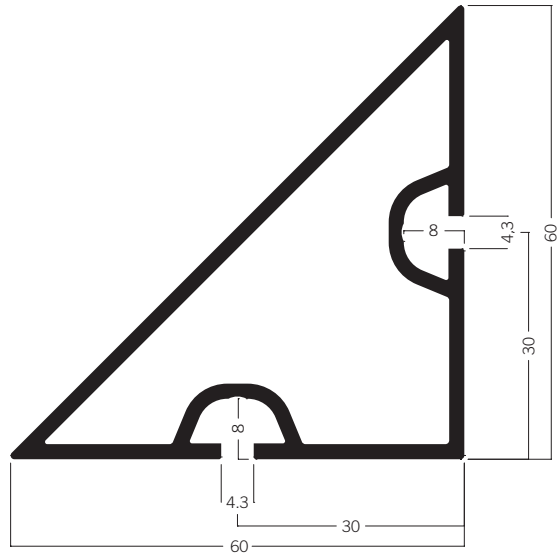
S 1303 Triangular extrusion
3.19 kg | 5000 mm

UPRIGHTS AND BEAMS

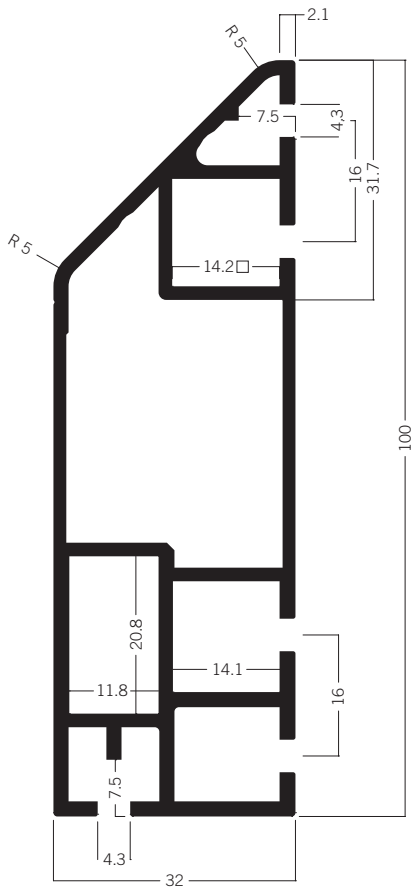
Triangular Extrusions



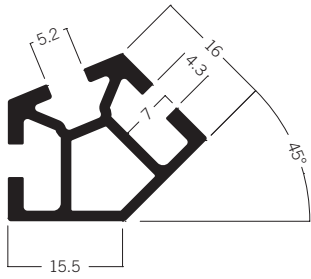
M 1072 Triangular extrusion
4.85 kg | 6000 mm



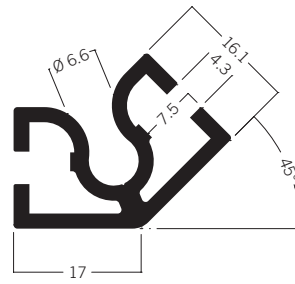
M 1170 Triangular extrusion
7.63 kg | 6000 mm



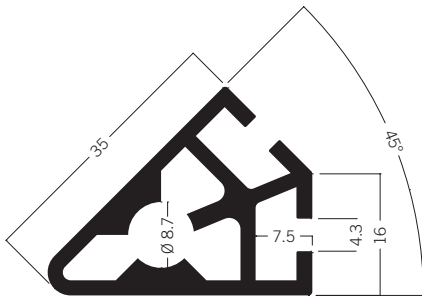
S 1310 Triangular extrusion
9.28 kg | 5000 mm



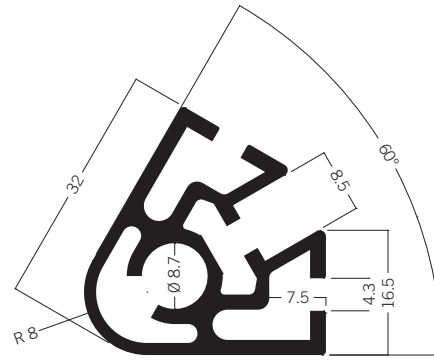
M 1629 Exterior corner extrusion 135°
2.15 kg | 5000 mm



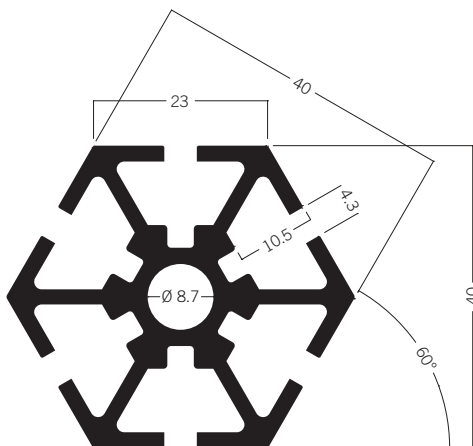
V 2020 Exterior corner extrusion 135°
2.63 kg | 5000 mm



S 302 Upright extrusion 45°
4.03 kg | 5000 mm



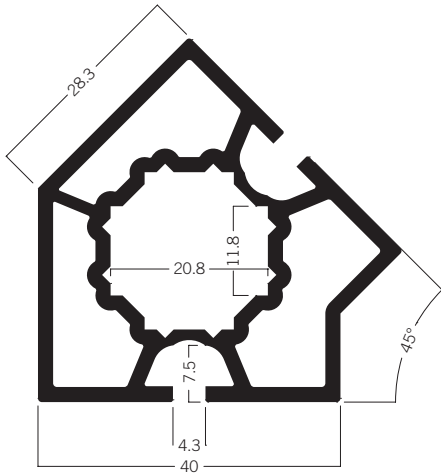
S 303 Upright extrusion 60°
4.20 kg | 5000 mm



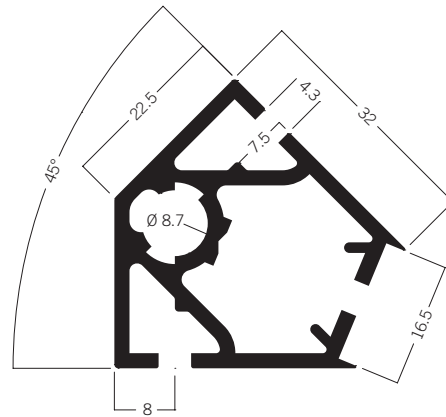
S 500 Upright extrusion 60°
6.98 kg | 5000 mm

UPRIGHTS AND BEAMS

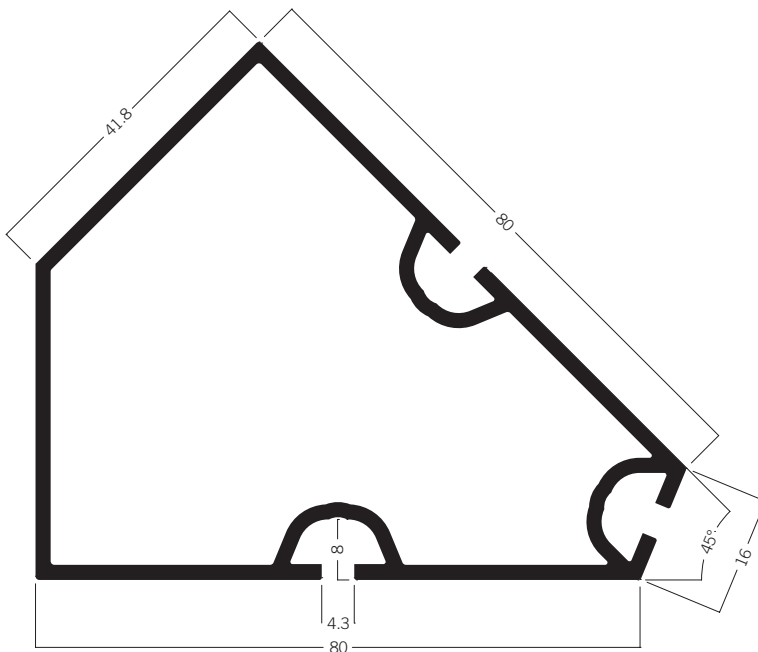
Corner Extrusions



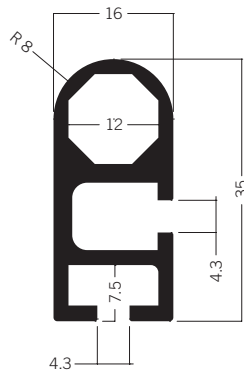
M 1009 Exterior corner extrusion 135°
7.82 kg | 6000 mm



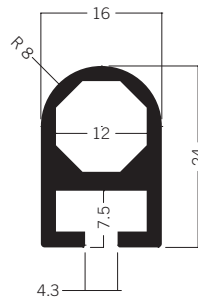
S 1129 Exterior corner extrusion 135°
4.74 kg | 5000 mm



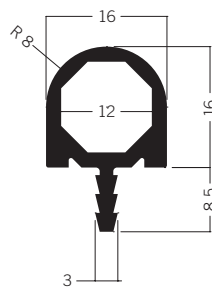
M 1070 Exterior corner extrusion 135°
8.38 kg | 5000 mm



S 250 Hinged extrusion 35 mm
3.14 kg | 5000 mm



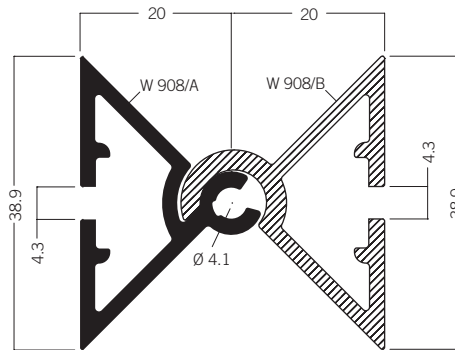
S 251 Hinged extrusion 24 mm
2.24 kg | 5000 mm



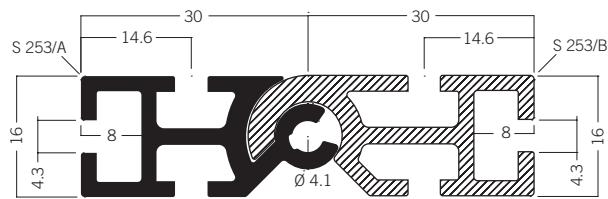
S 252 Hinged extrusion 16 mm
1.73 kg | 5000 mm

UPRIGHTS AND BEAMS

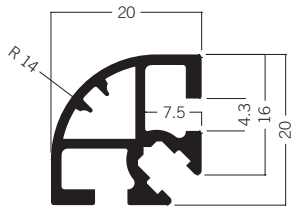
Hinged Extrusions



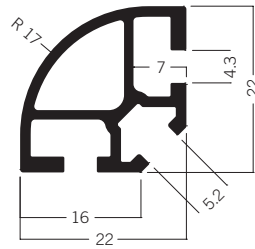
W 908 Hinged extrusion
5.60 kg | 5000 mm



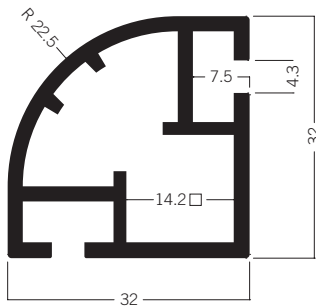
S 253 Hinged extrusion
7.64 kg | 5000 mm



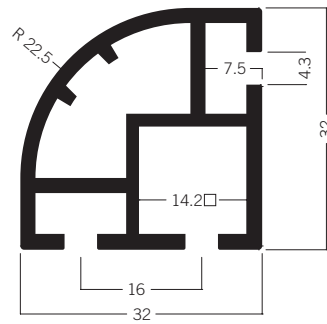
M 1600 Quarter-round extrusion
2.00 kg | 5000 mm



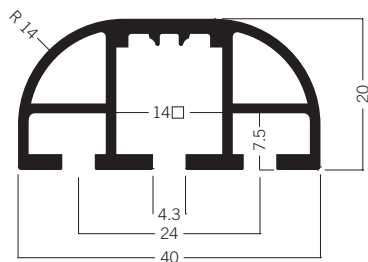
M 1620 Quarter-round extrusion
1.80 kg | 5000 mm



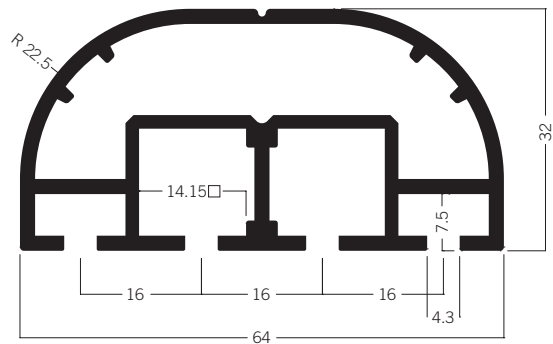
S 1100 Quarter-round extrusion
4.06 kg | 5000 mm



S 1105 Quarter-round extrusion
4.02 kg | 5000 mm



M 1606 Semi-circular extrusion
3.04 kg | 5000 mm



S 1106 Semi-circular extrusion
6.98 kg | 5000 mm

UPRIGHTS AND BEAMS

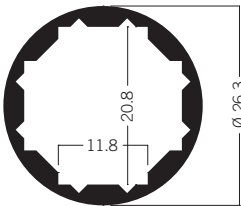
Round Extrusions



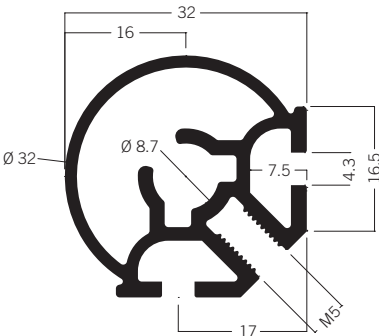
M 1460 Round extrusion 16 mm
2.57 kg | 6000 mm



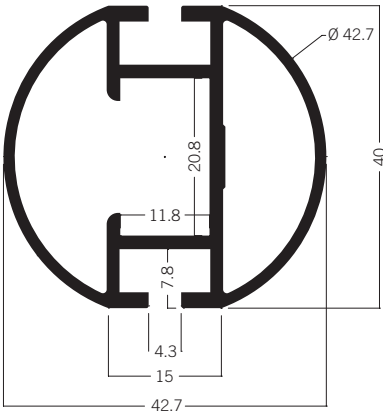
M 1140 Round extrusion 24 mm
4.69 kg | 5000 mm



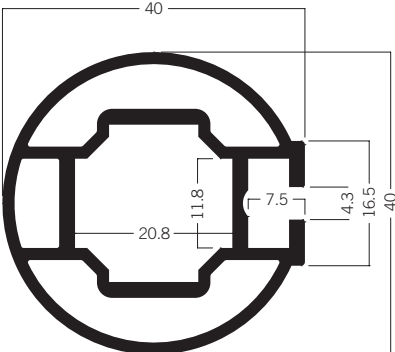
M 1208 Round extrusion 26.3 mm
2.17 kg | 5000 mm



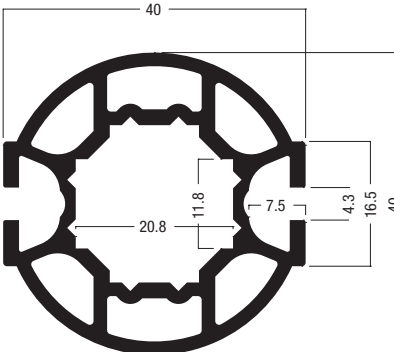
S 1200 Quarter-round extrusion
3.78 kg | 5000 mm



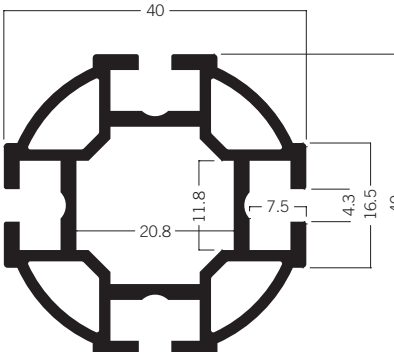
Q 43 Round extrusion 40 mm
4.84 kg | 5450 mm



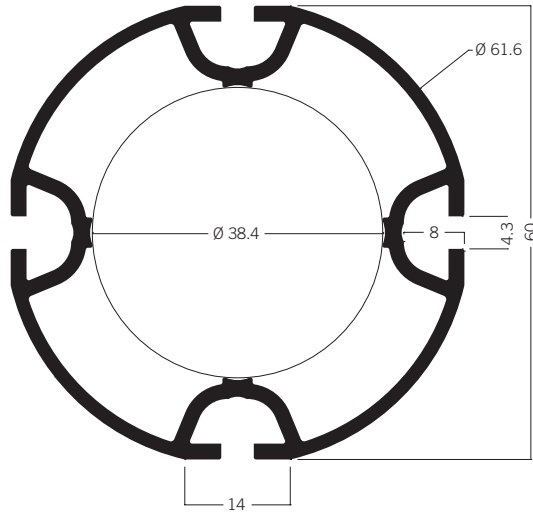
M 1201* Round extrusion 40 mm
5.25 kg | 5000 mm



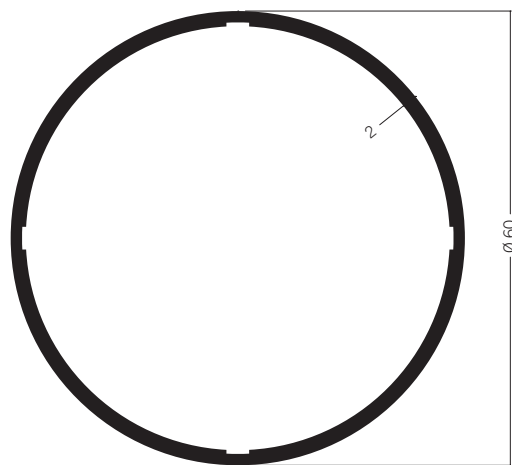
M 1202 Round extrusion 40 mm
6.10 kg | 5000 mm



M 1204* Round extrusion 40 mm
5.59 kg | 5000 mm



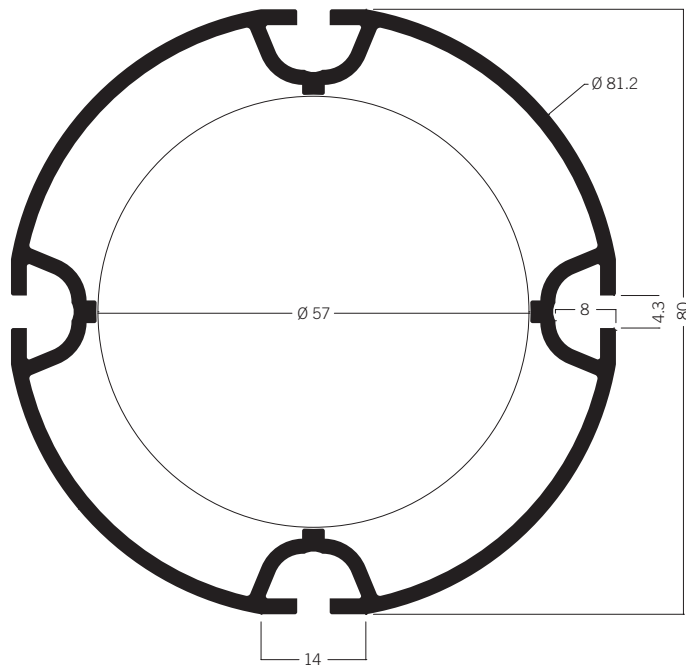
M 1210* Round extrusion 60 mm
6.76 kg l 5000 mm



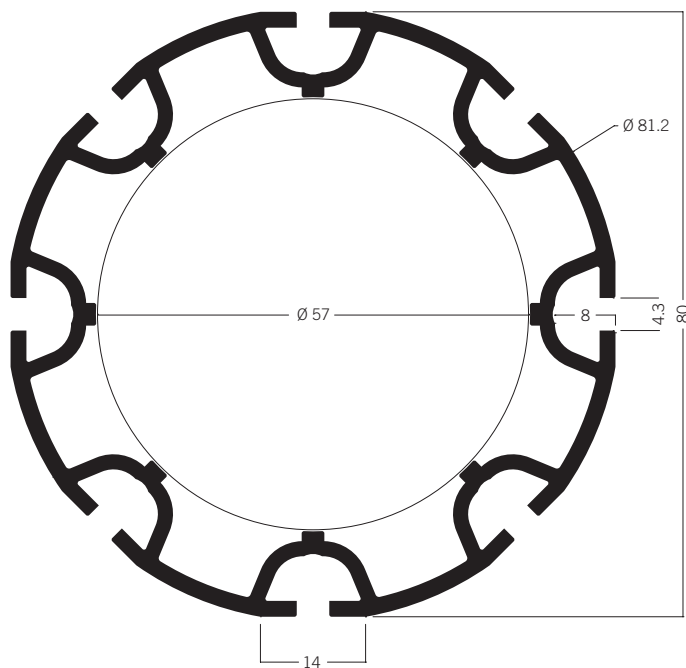
Q 60 Round extrusion 60 mm
5.02 kg l 5000 mm

UPRIGHTS AND BEAMS

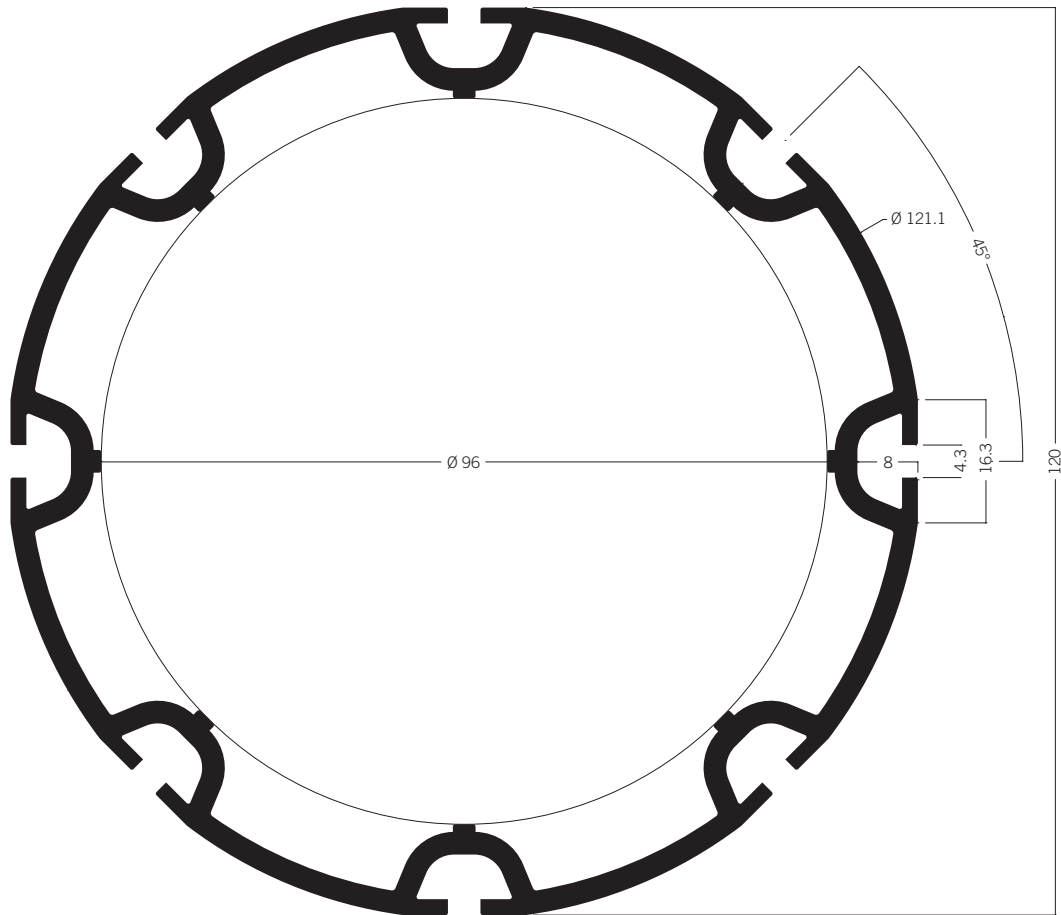
Round Extrusions



M 1220* Round extrusion 80 mm
8.73 kg | 5000 mm



M 1222 Round extrusion 80 mm
10.97 kg | 5000 mm



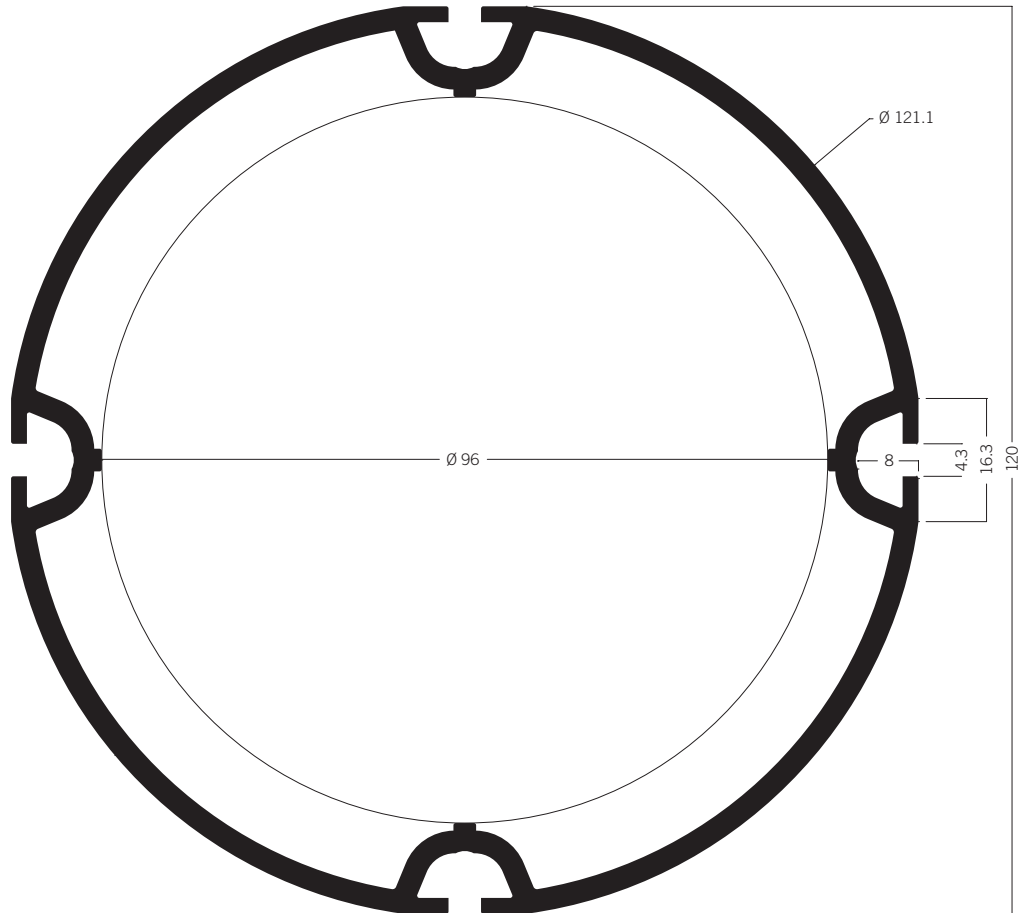
M 205* Round extrusion 120 mm
20.55 kg | 5000 mm

M 206* Round extrusion 120 mm
24.61 kg | 6000 mm

M 207* Round extrusion 120 mm
28.39 kg | 6930 mm

UPRIGHTS AND BEAMS

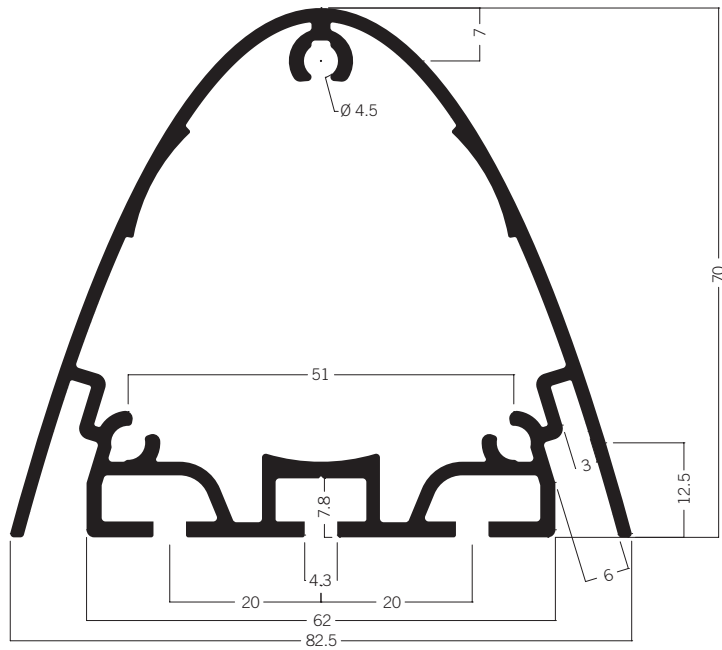
Round Extrusions



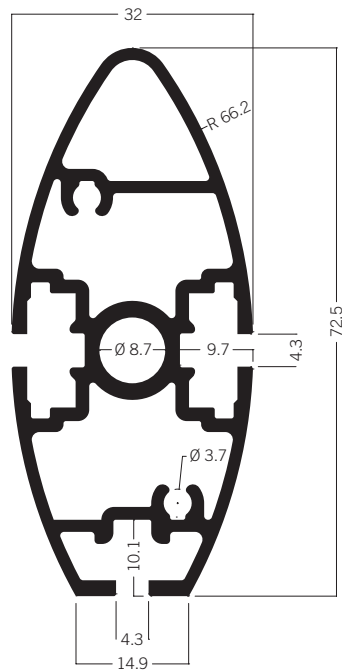
M 235* Round extrusion 120 mm
16.69 kg | 5000 mm

M 236* Round extrusion 120 mm
21.42 kg | 6000 mm

M 237* Round extrusion 120 mm
24.70 kg | 6930 mm



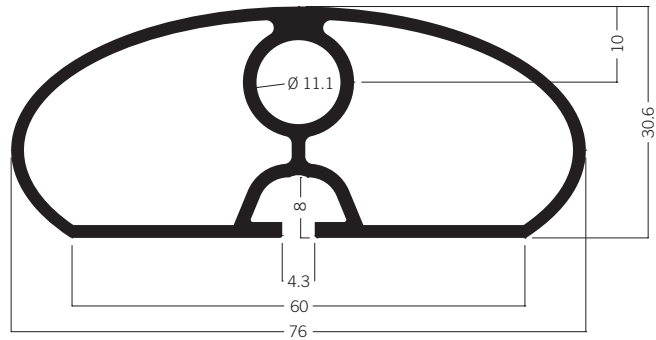
S 3050 Oval extrusion
11.34 kg l 6000 mm



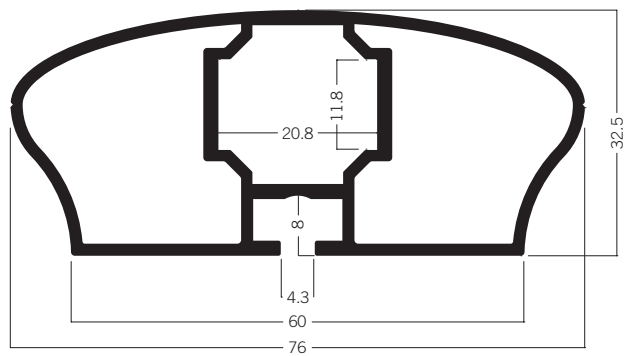
S 6105 Oval extrusion 32 × 72.5 mm
7.65 kg l 5000 mm

UPRIGHTS AND BEAMS

Oval Extrusions



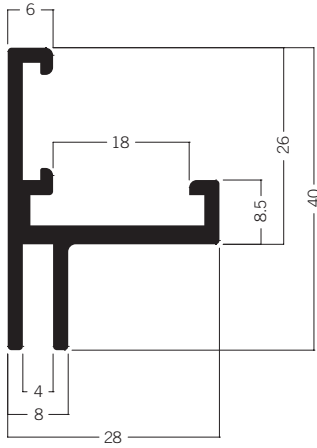
DFL 400 Handrail extrusion
6.96 kg | 6000 mm



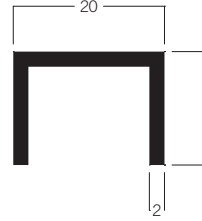
DFL 400A* Handrail extrusion
7.12 kg | 6000 mm

FABRIC MOUN TING

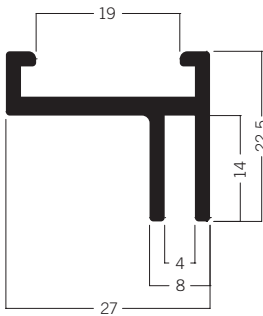




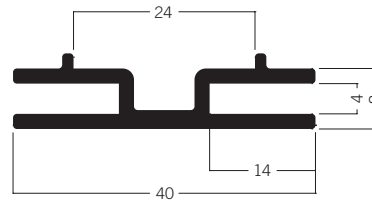
M 1302 Tension fabric extrusion 40 mm
3.49 kg | 6000 mm



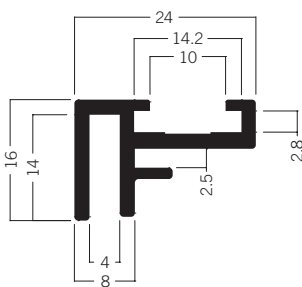
M 1312 U-channel extrusion
1.56 kg | 6000 mm



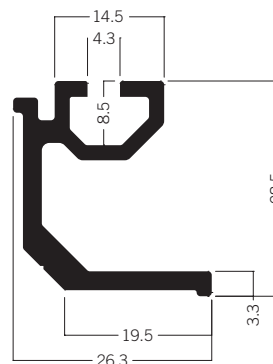
M 1309 Tension fabric extrusion 22.5 mm
2.53 kg | 6000 mm



M 1310 Tension fabric extrusion 40 mm
2.69 kg | 6000 mm



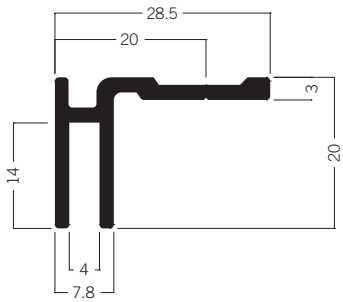
M 1607 Tension fabric extrusion 16 mm
1.91 kg | 6000 mm



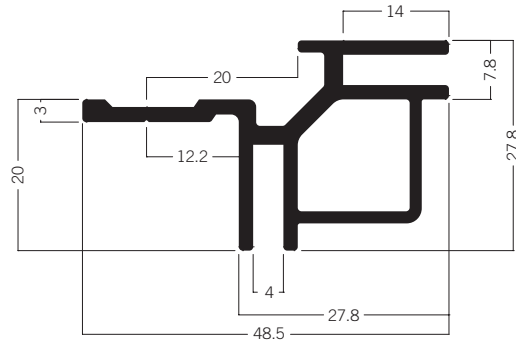
M 1326 Connection extrusion, cube
3.27 kg | 6000 mm

FABRIC MOUNTING

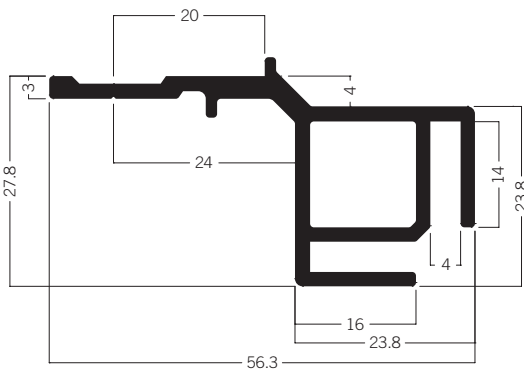
Tension Fabric Extrusions



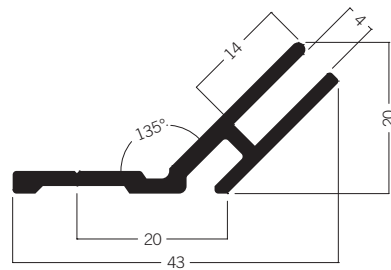
M 1322 Tension fabric extrusion 20 mm
2.03 kg | 6000 mm



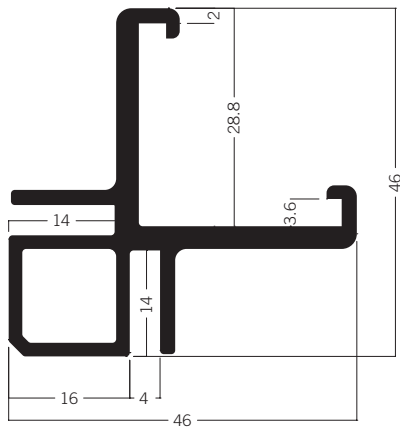
M 1322/E Tension fabric extrusion, external corner
4.42 kg | 6000 mm



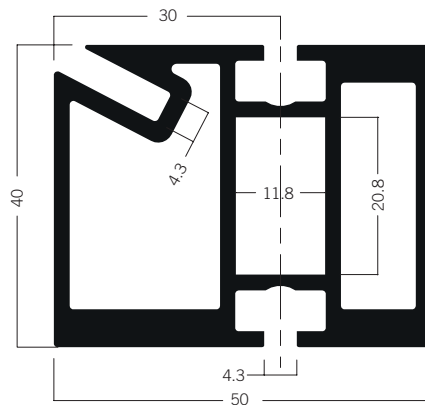
M 1322/I Tension fabric extrusion, internal corner
4.61 kg | 6000 mm



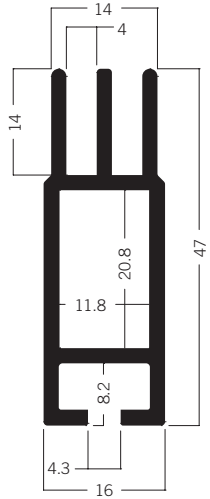
M 1321 Tension fabric extrusion 135°
2.29 kg | 6000 mm



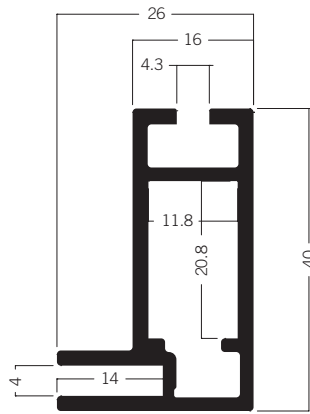
M 1332 Tension fabric extrusion, cube
5.94 kg | 6000 mm



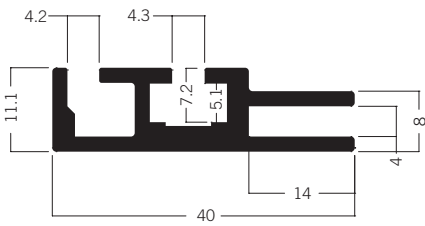
CO 730 Tension fabric extrusion
11.75 kg | 6100 mm



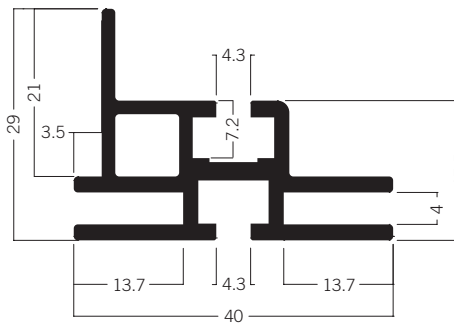
M 1504 Tension fabric extrusion, cube
4.57 kg | 6000 mm



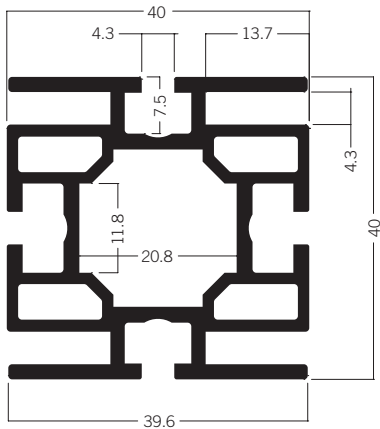
M 1306 Tension fabric extrusion 40 mm
4.55 kg | 6000 mm



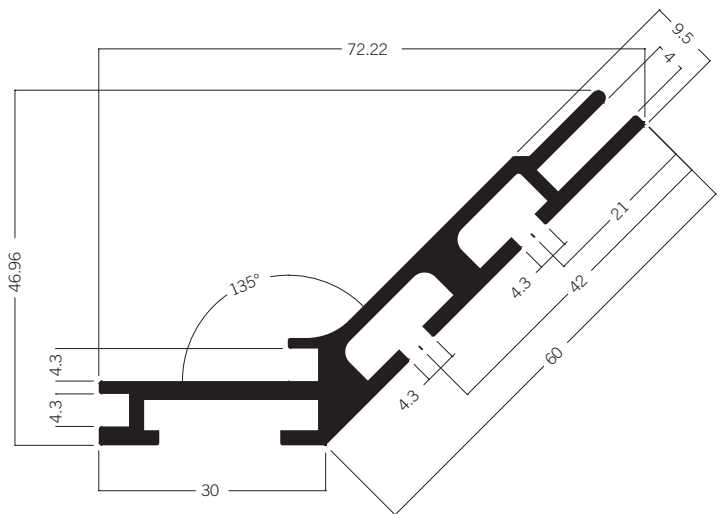
M 1930 Tension fabric extrusion for light frame 40 mm
3.41 kg | 6000 mm



M 1970 Tension fabric extrusion for light frame 40 mm
4.34 kg | 6000 mm



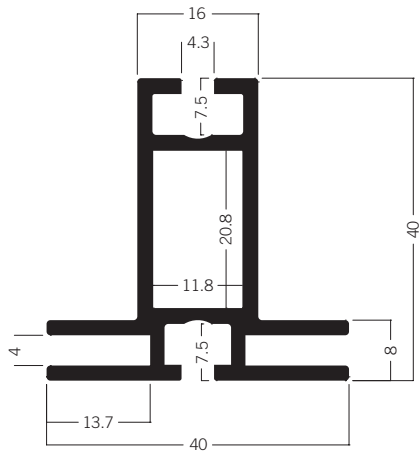
M 1305 Tension fabric extrusion 40 mm
8.23 kg | 6000 mm



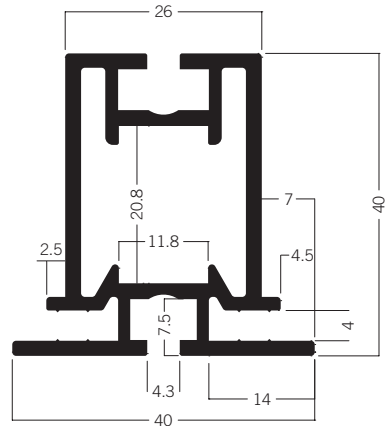
M 1301 Tension fabric extrusion 135°
6.55 kg | 6000 mm

FABRIC MOUNTING

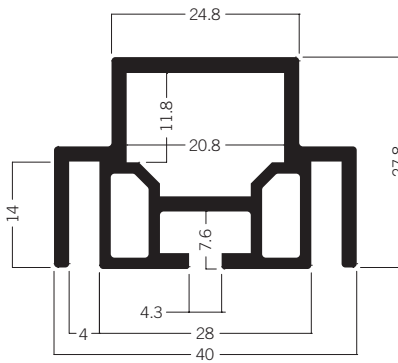
Tension Fabric Extrusions



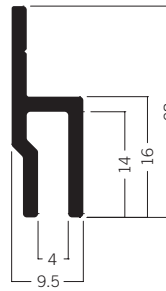
M 1307 Tension fabric extrusion 40 mm
5.39 kg | 6000 mm



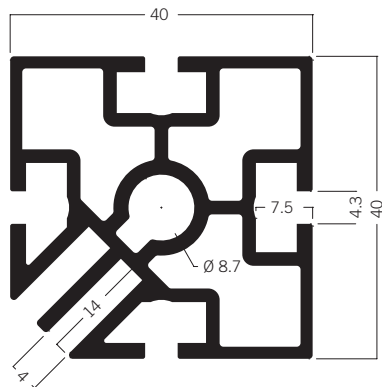
W 906 Tension fabric extrusion 40 mm
6.35 kg | 6000 mm



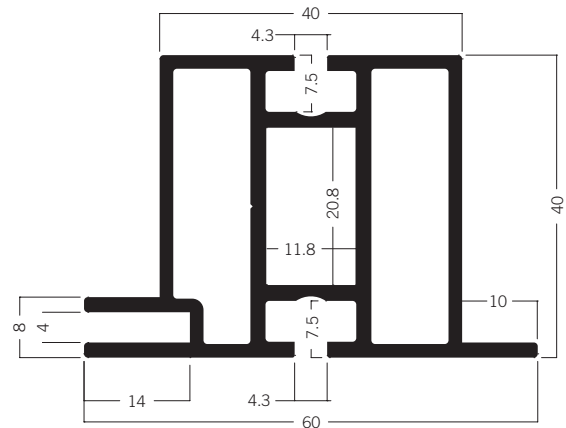
W 903 T-connection extrusion
4.59 kg | 5000 mm



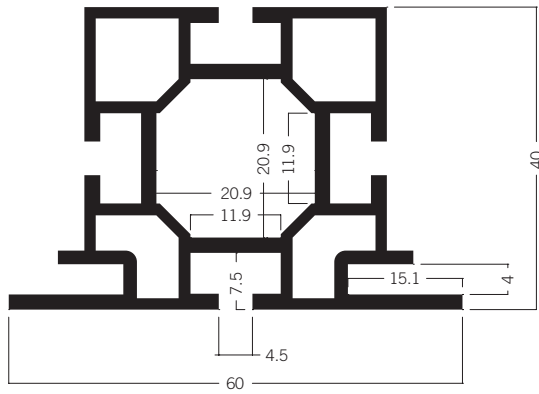
M 1614 Tension fabric extrusion 28 mm
1.54 kg | 6000 mm



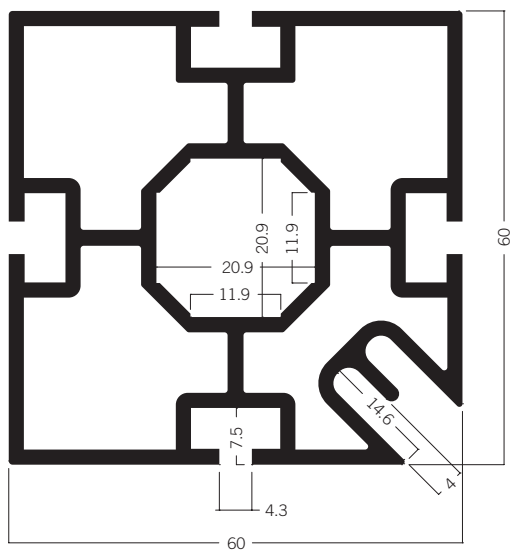
S 382 Upright extrusion 90°,
with silicone edge groove
6.91 kg | 5000 mm



W 730 Tension fabric extrusion 60 mm
8.66 kg | 6000 mm



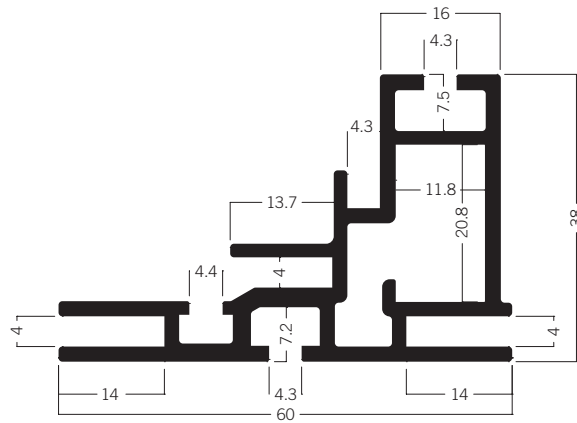
W 735R* Frame extrusion 60 mm universal (USA)
9.20 kg | 6150 mm



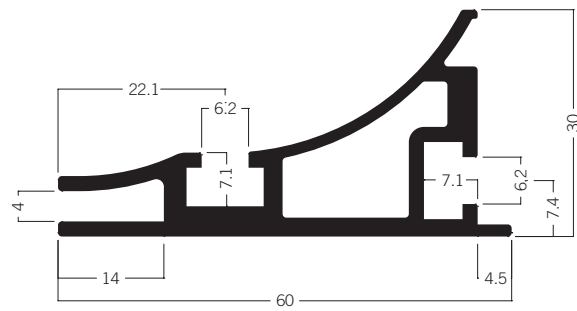
S 385R* Upright extrusion, with silicone edge groove (USA)
14.01 kg | 6150 mm

FABRIC MOUNTING

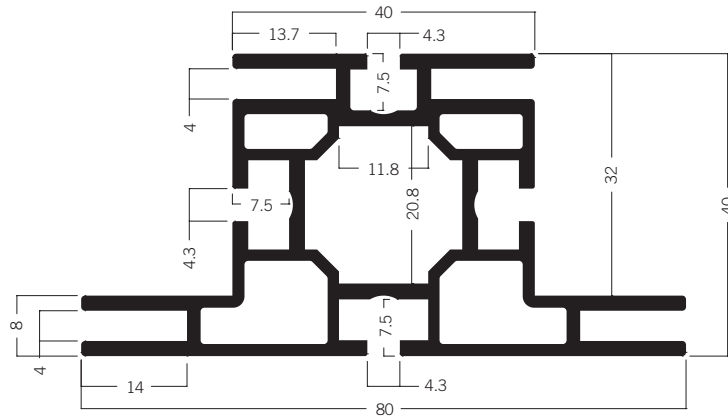
Tension Fabric Extrusions



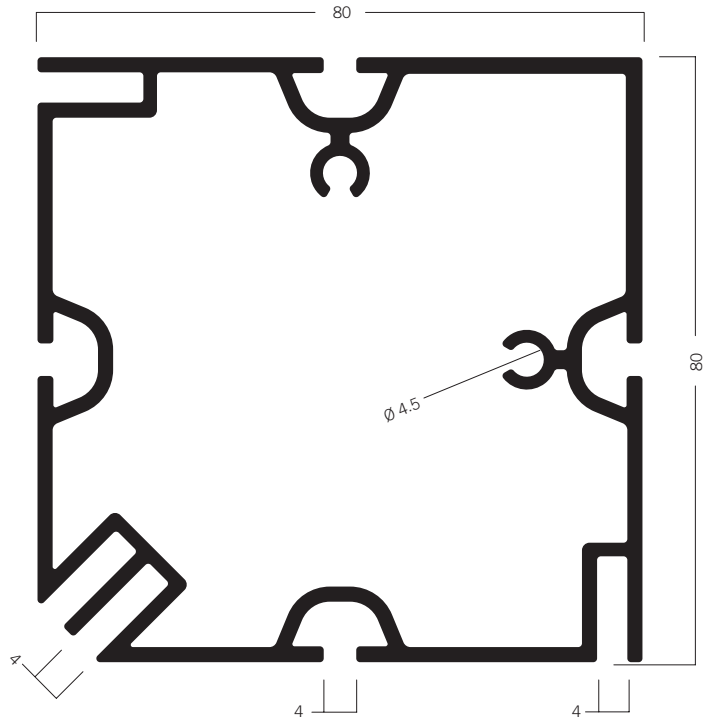
M 1910 Tension fabric extrusion for light frame 60 mm
7.62 kg | 6000 mm



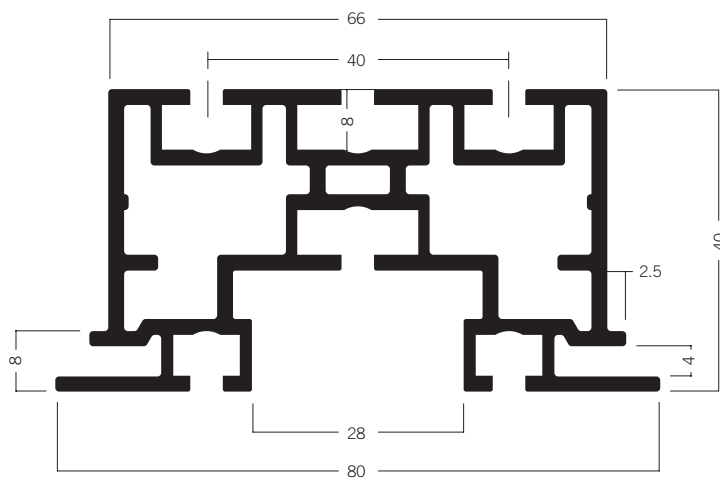
M 1920 Tension fabric extrusion for lightframe 60 mm
6.07 kg | 6000 mm



M 1304 Tension fabric extrusion 80 mm
10.15 kg | 6000 mm



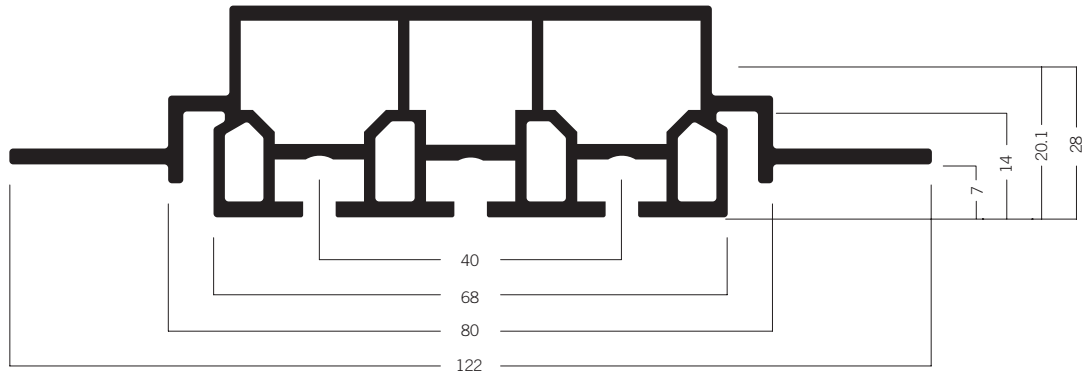
WP 80 Upright extrusion 90°, with silicone edge groove
15.94 kg | 6060 mm



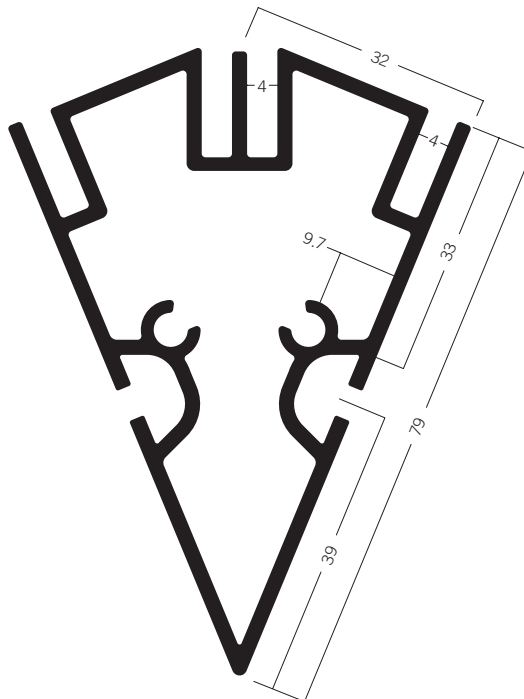
WP 810 Tension fabric extrusion 80 mm
12.99 kg | 6060 mm

FABRIC MOUNTING

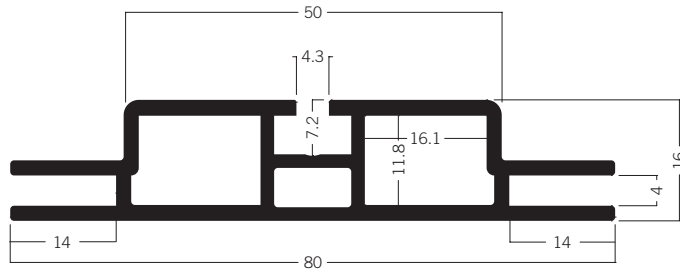
Tension Fabric Extrusions



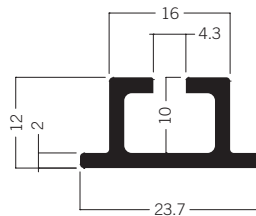
WP 820 T-connection extrusion
11.70 kg | 6060 mm



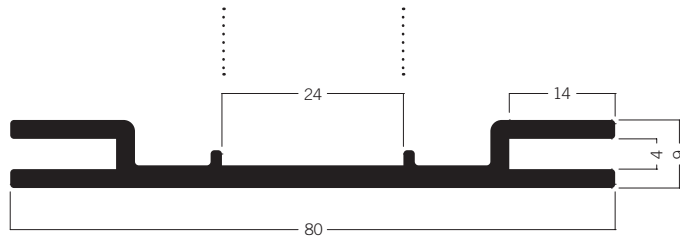
WP 840 Corner upright extrusion 135°, with silicone edge groove
11.28 kg | 6060 mm



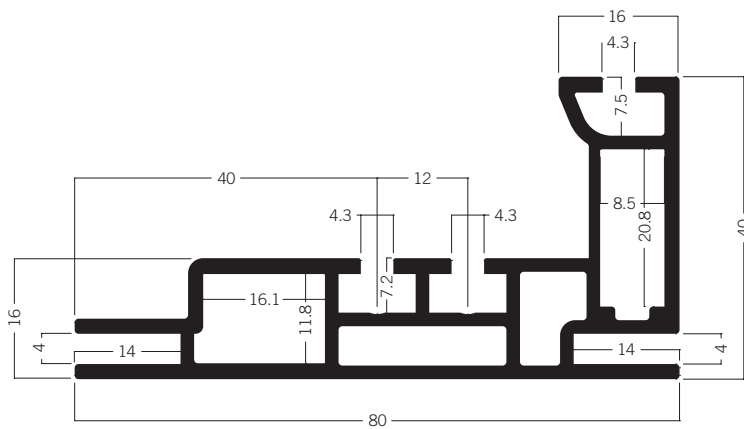
M 1925 Tension fabric extrusion for light frame 80 mm
6.55 kg | 6000 mm



M 1311 Connection extrusion
1.42 kg | 5000 mm



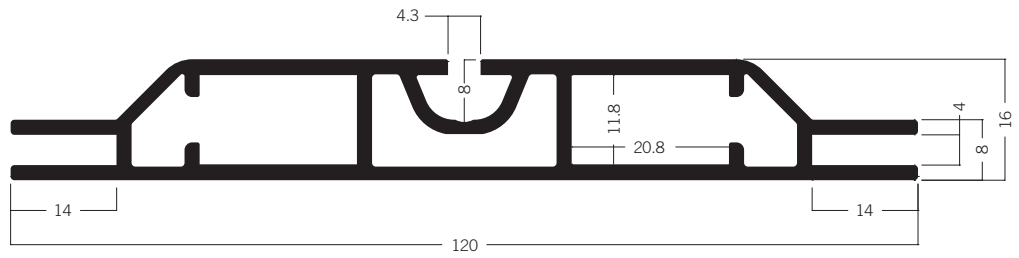
M 1325 Tension fabric extrusion 80 mm
5.33 kg | 6000 mm



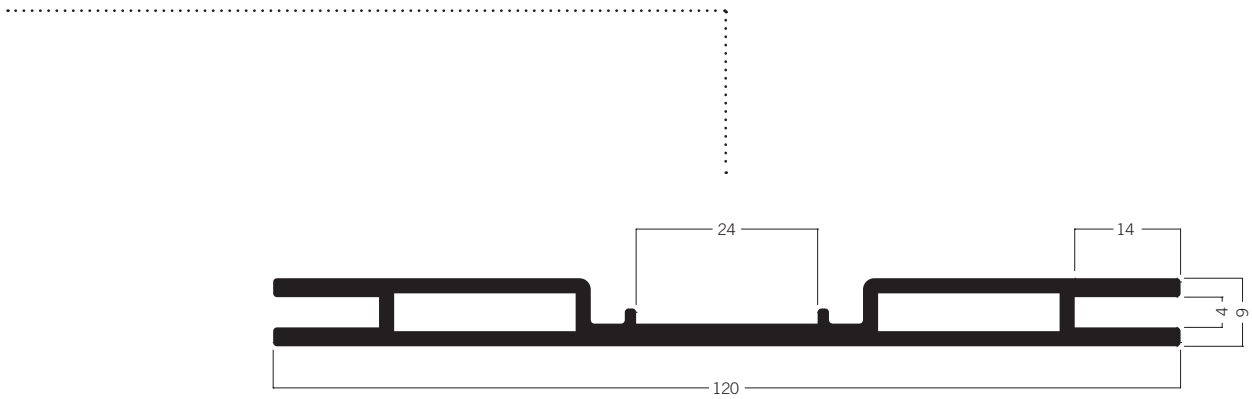
M 1935 Tension fabric extrusion for light frame 80 mm
9.58 kg | 6000 mm

FABRIC MOUNTING

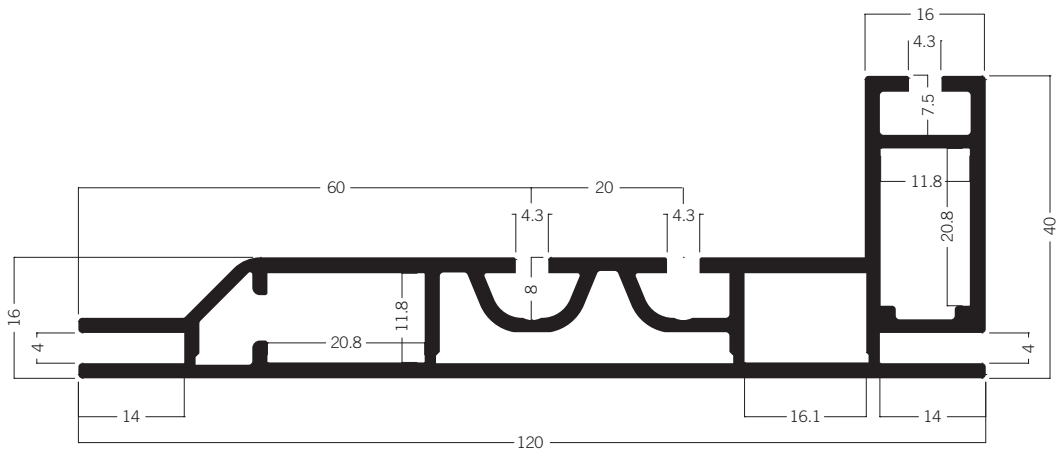
Tension Fabric Extrusions



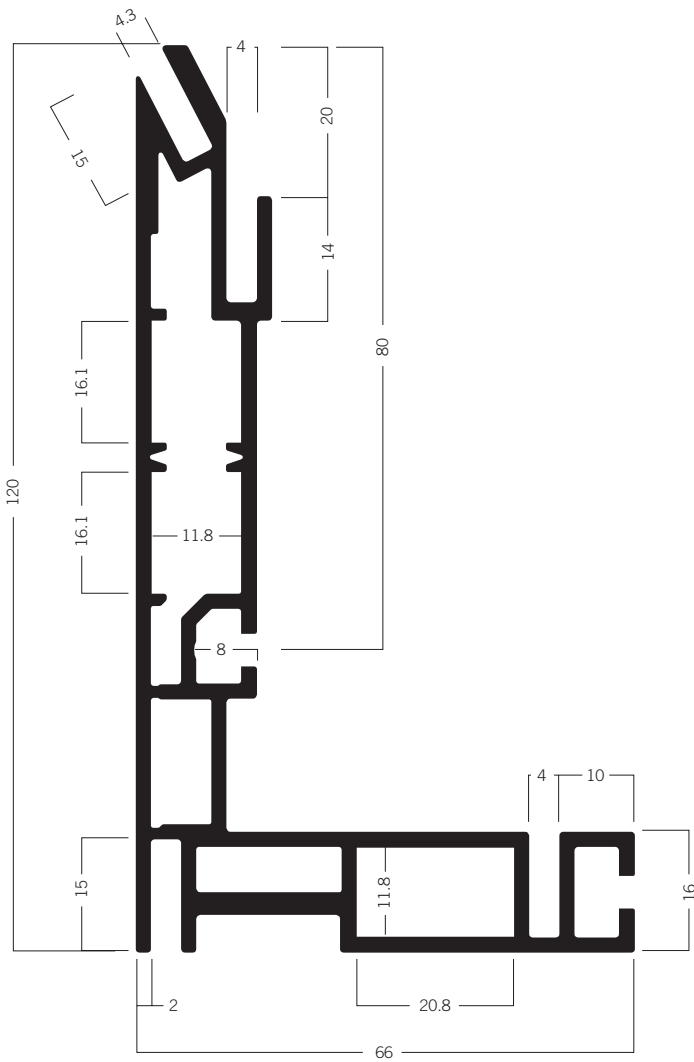
M 1901 Tension fabric extrusion for light frame 120 mm
9.77 kg | 6000 mm



M 1330 Tension fabric extrusion 120 mm
8.28 kg | 6000 mm



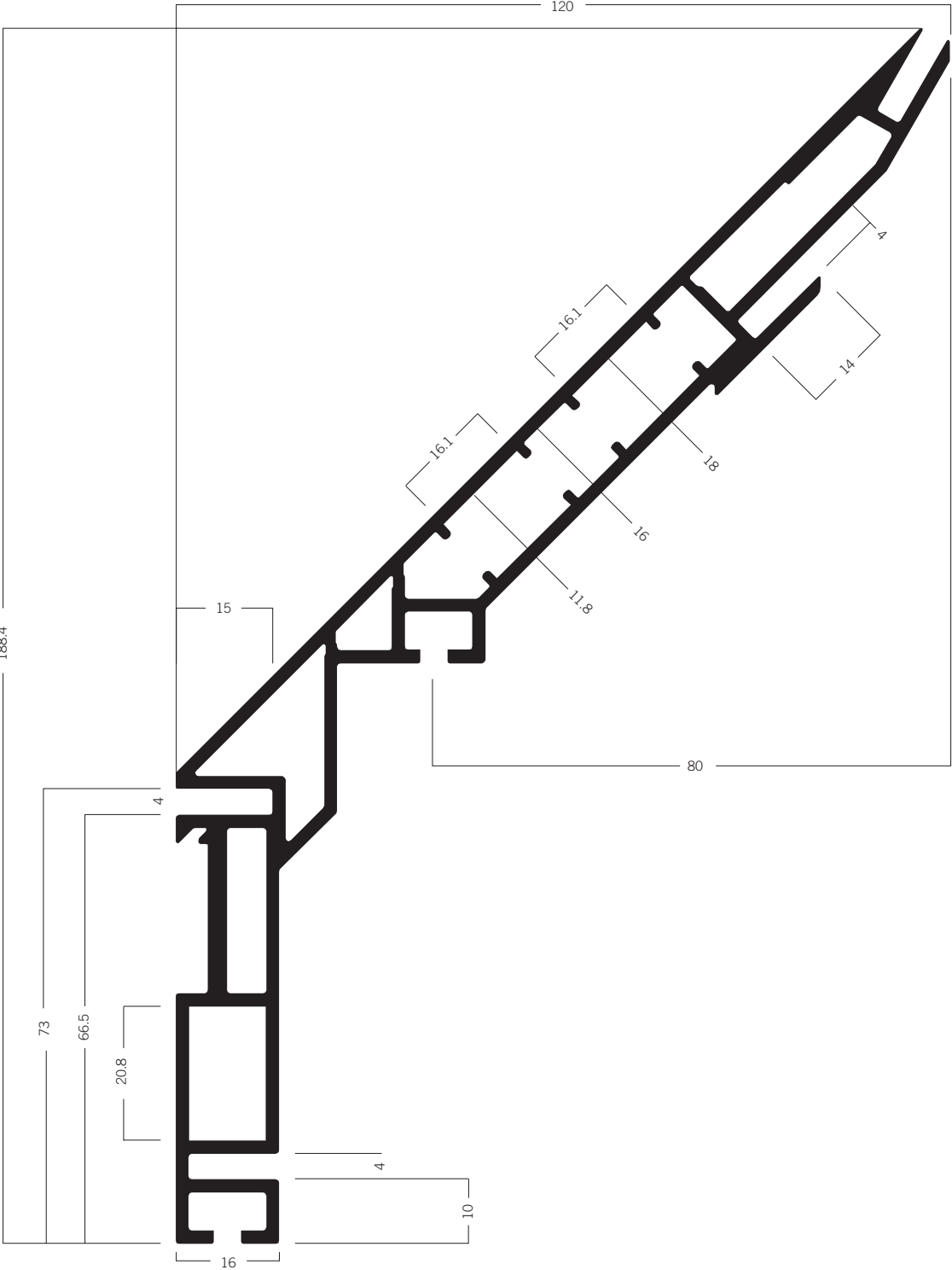
M 1915 Tension fabric extrusion for light frame 120 mm
11.90 kg | 6000 mm



U 1060 Tension fabric extrusion 120 mm
16.20 kg | 6000 mm

FABRIC MOUNTING

Tension Fabric Extrusions

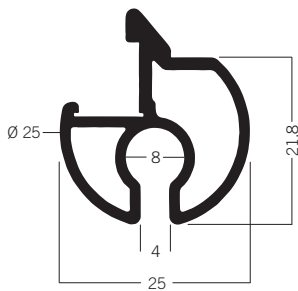


U 1063 Tension fabric extrusion 120 mm
21.51 kg | 6000 mm

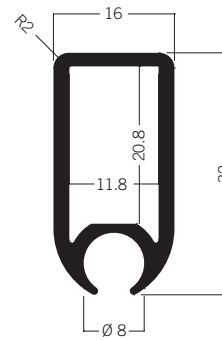


FABRIC MOUNTING

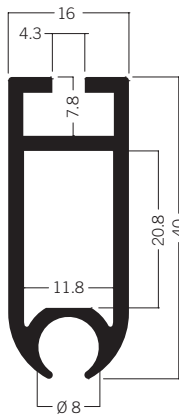
Fabric Suspension Extrusions



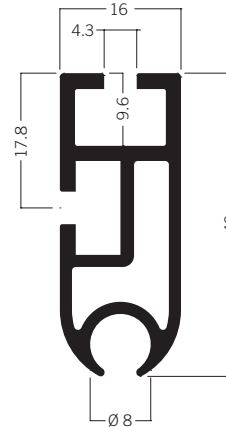
Q 25 Fabric suspension extrusion
2.20 kg | 5540 mm



M 1353* Fabric suspension extrusion 32 mm
2.45 kg | 5000 mm



M 1354 Fabric suspension extrusion 40 mm
3.18 kg | 5000 mm



M 1356 Fabric suspension extrusion 40 mm
3.20 kg | 5000 mm

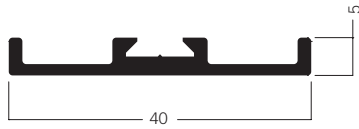
**SPECIAL
TYPE
EXTRU
SIONS**



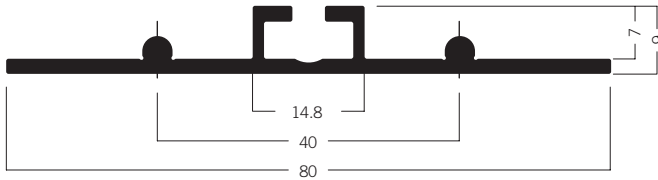


SPECIAL TYPE EXTRUSIONS

Cover Extrusions



W 910 Cover extrusion 40 mm
1.36 kg | 5000 mm



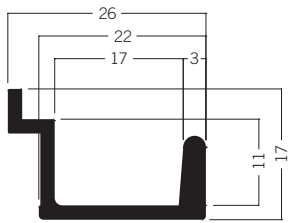
WP 830 Cover extrusion
3.58 kg | 6060 mm



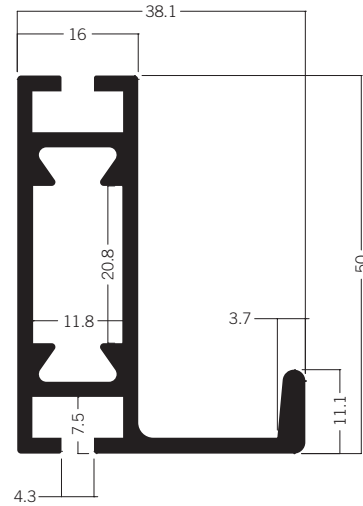
M 1367 Cover extrusion
2.12 kg | 5000 mm



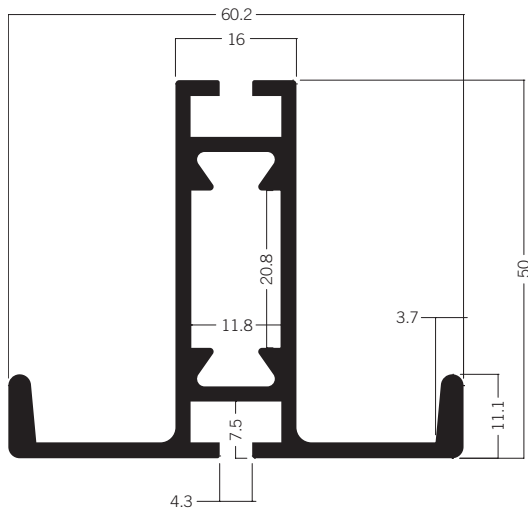
M 1368 Cover extrusion
3.10 kg | 5000 mm



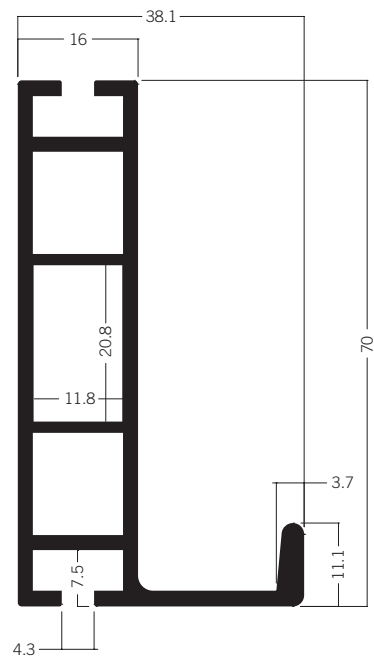
W 110* Adaptor extrusion for cladded wall
1.47 kg | 5000 mm



W 101 Beam extrusion 50 mm
5.56 kg | 5000 mm



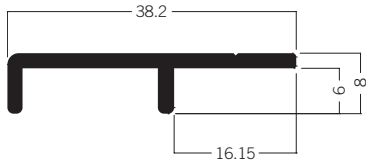
W 102 Beam extrusion 50 mm
6.59 kg | 5000 mm



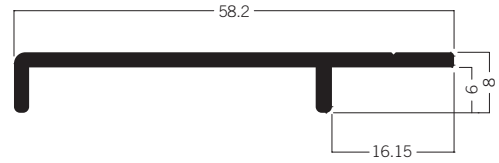
W 103 Beam extrusion 70 mm
6.51 kg | 5000 mm

SPECIAL TYPE EXTRUSIONS

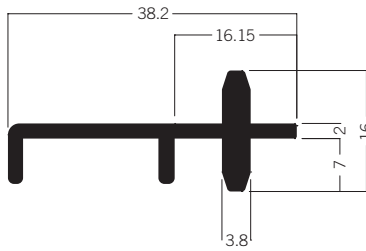
Wall Panel Retainer



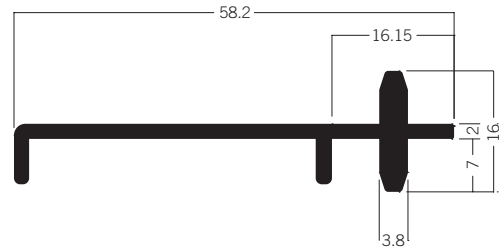
M 1562 Wall panel retainer, top
1.37 kg | 5000 mm



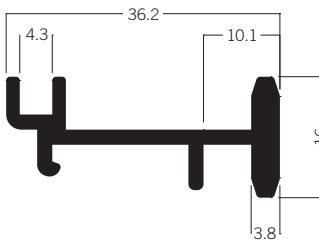
M 1572 Wall panel retainer, top
1.77 kg | 5000 mm



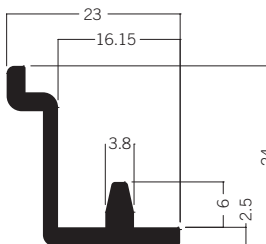
M 1567 Wall panel retainer, center
2.04 kg | 5000 mm



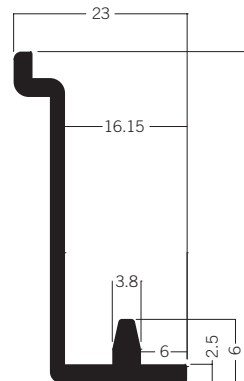
M 1577 Wall panel retainer, center
2.45 kg | 5000 mm




M 1568* Wall panel retainer, center
2.28 kg | 5000 mm



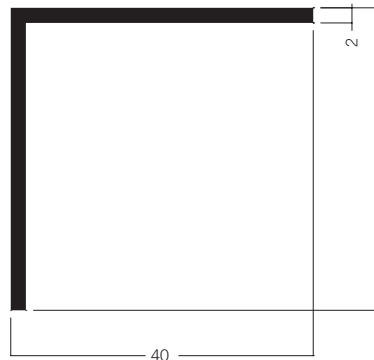
M 1571 Wall panel retainer, bottom
1.62 kg | 5000 mm



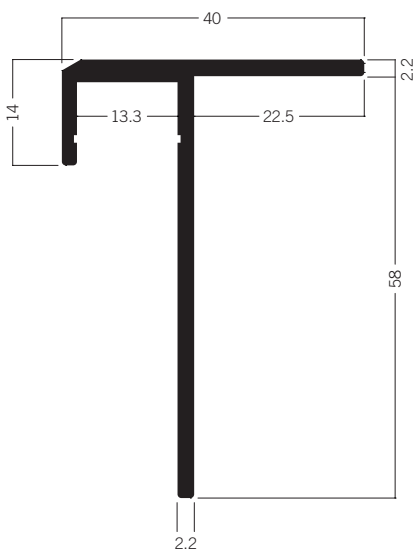
M 1581 Wall panel retainer, bottom
2.02 kg | 5000 mm



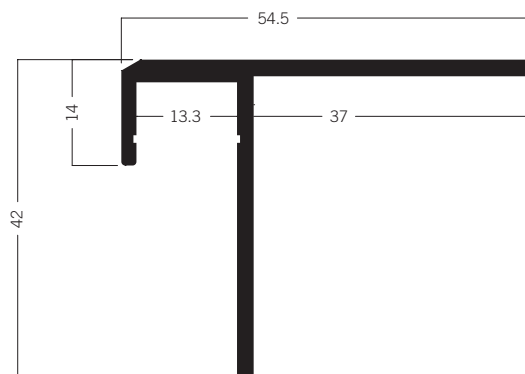
SO 500 Skirting extrusion
2.52 kg | 5000 mm



SO 400 Skirting extrusion OCTAeco floor
2.16 kg | 5000 mm



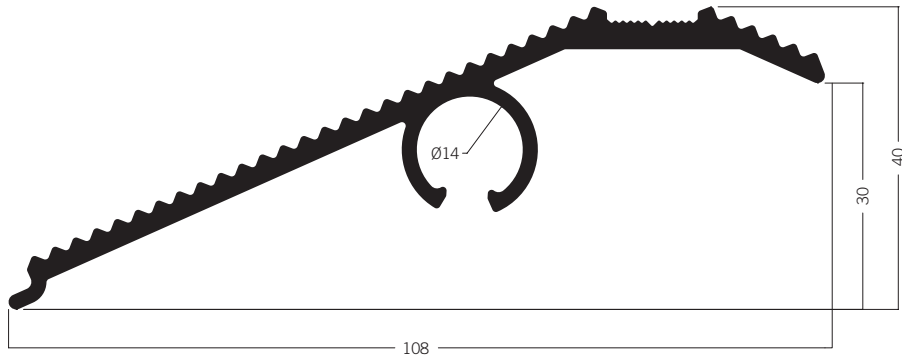
SO 600 Skirting extrusion for LED module
3.31 kg | 5000 mm



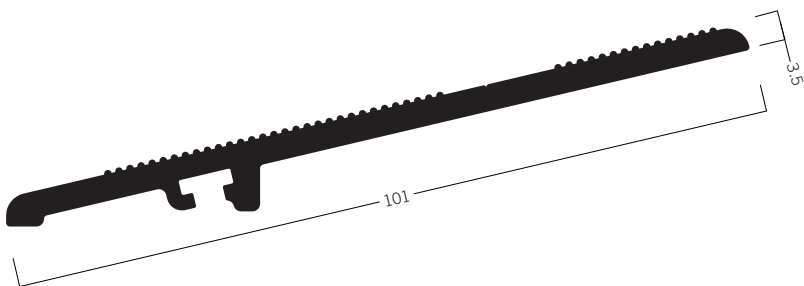
SO 630 Skirting extrusion for LED module
3.20 kg | 5000 mm

SPECIAL TYPE EXTRUSIONS

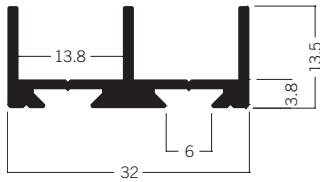
Skirting Extrusions



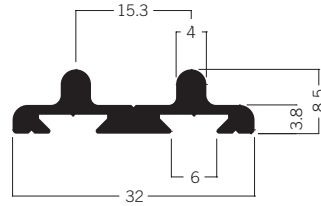
SO 620 Skirting extrusion
6.12 kg | 5000 mm



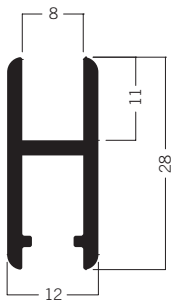
SO 640 Skirting extrusion for slope tile
5.48 kg | 5100 mm



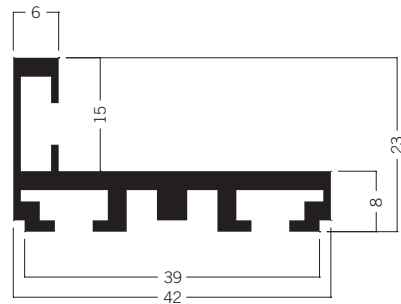
E 470/N Sliding door extrusion
1.74 kg | 5000 mm



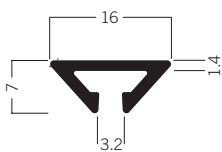
E 471/N Sliding door extrusion
1.61 kg | 5000 mm



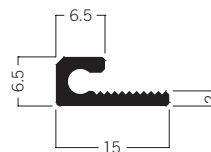
E 472 Runner frame extrusion
1.74 kg | 5000 mm



W 490 Door frame extrusion
9.08 kg | 5000 mm



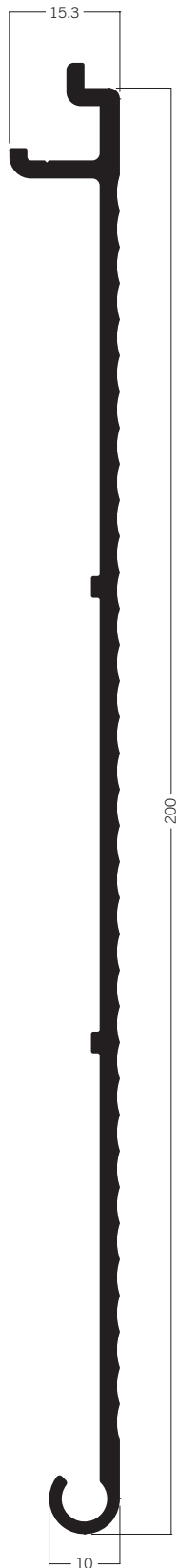
Q 16 Edge protection
0.55 kg | 4700 mm



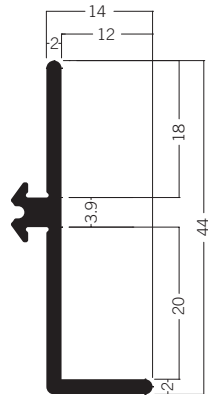
A 200 Edge protection
0.61 kg | 5000 mm

SPECIAL TYPE EXTRUSIONS

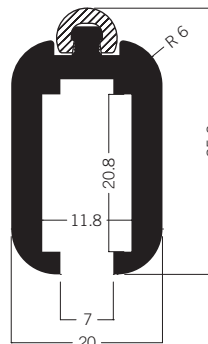
Other Extrusions



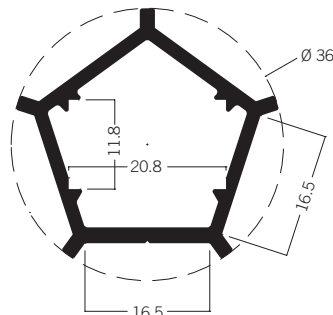
E 315 Shelf extrusion
9.00 kg | 5000 mm



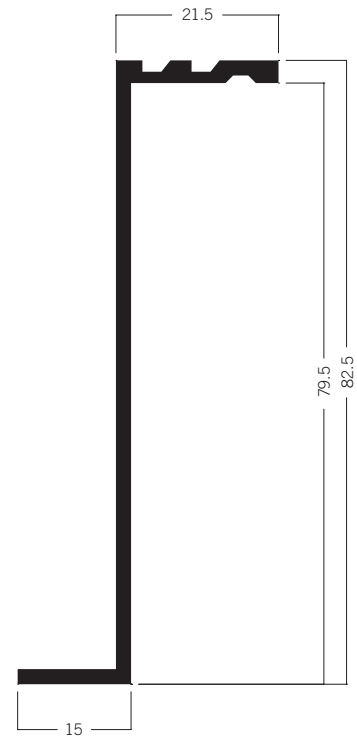
E 850* Insert extrusion
1.86 kg | 5200 mm



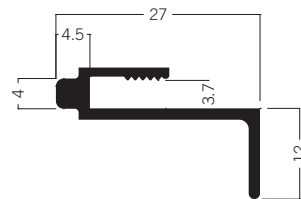
E 800 Wardrobe rail extrusion
4.30 kg | 5000 mm



M 1980 Luminous element extrusion
2.65 kg | 5000 mm



M 1520* Panel retainer extrusion
for 80 mm system
3.85 kg | 6000 mm




E 410/AL Door handle extrusion
1.20 kg | 5000 mm

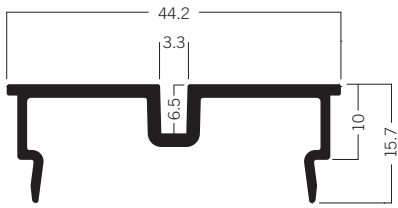
CLEAN

ROOM

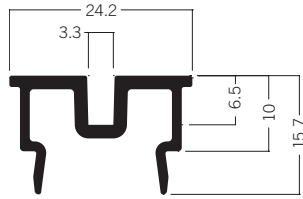
EXTRU

SIONS

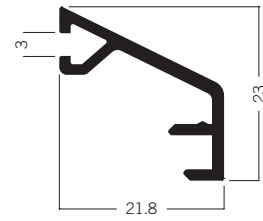




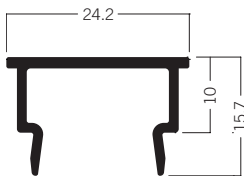
C 151 Spacer extrusion
2.28 kg | 6000 mm



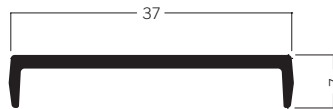
C 153 Spacer extrusion
1.69 kg | 6000 mm



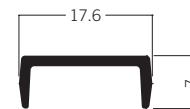
C 154 Panel retainer extrusion
1.42 kg | 6000 mm



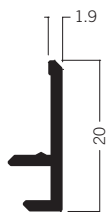
C 155* Spacer extrusion
1.24 kg | 6000 mm



C 157 Spacer extrusion
1.33 kg | 6000 mm



C 158 Spacer extrusion
0.79 kg | 6000 mm



C 161 Panel retainer extrusion
0.75 kg | 6000 mm



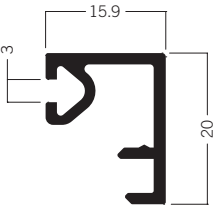
C 162 Panel retainer extrusion
0.75 kg | 6000 mm



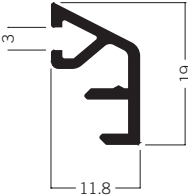
C 163 Panel retainer extrusion
0.81 kg | 6000 mm

CLEANROOM EXTRUSIONS

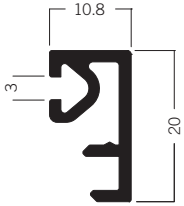
Wall Extrusions



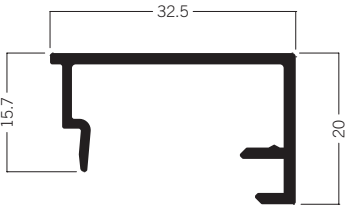
C 164 Panel retainer extrusion
1.46 kg | 6000 mm



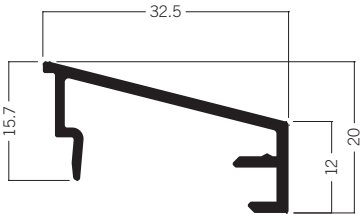
C 165 Panel retainer extrusion
1.08 kg | 6000 mm



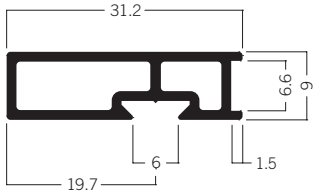
C 169 Panel retainer extrusion
1.24 kg | 6000 mm



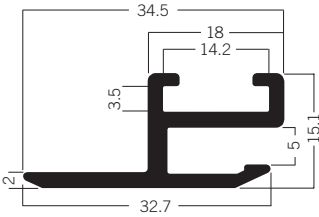
C 170 Retainer extrusion, vertical
1.38 kg | 6000 mm



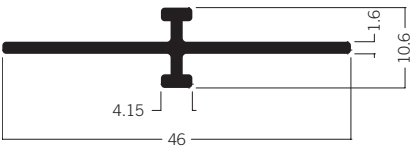
C 171 Retainer extrusion, horizontal
1.64 kg | 6000 mm



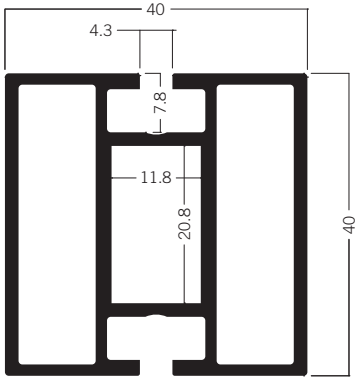
C 722 Retainer extrusion
1.83 kg | 6000 mm



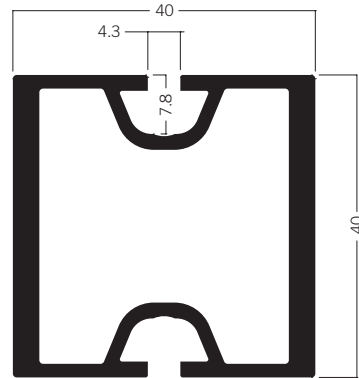
C 875 Frame extrusion 15 x 34.5 mm
2.22 kg | 6000 mm



C 1415 Adaptor extrusion for glazing
1.58 kg | 6000 mm

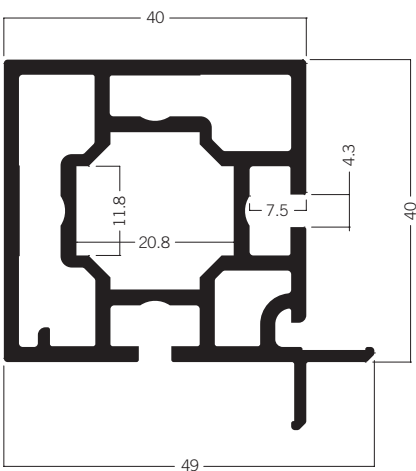


C 120 Beam extrusion 40 × 40 mm
7.09 kg | 6000 mm

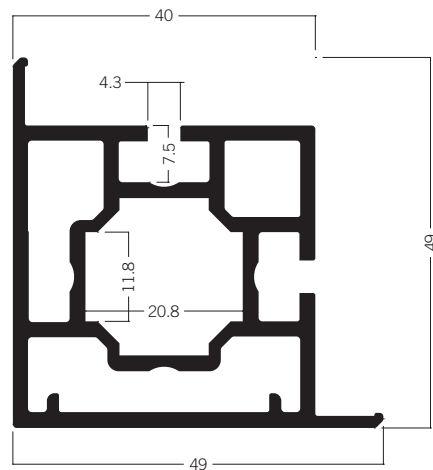


C 124 Upright extrusion 40 × 40 mm
5.82 kg | 4500 mm

C 125 Upright extrusion 40 × 40 mm
7.57 kg | 6000 mm



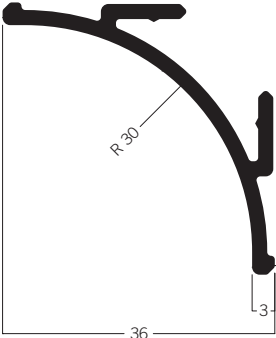
C 703 Interior corner extrusion 90°, 49 × 49 mm
8.66 kg | 6000 mm



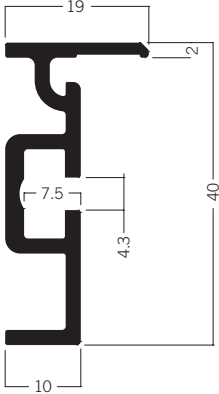
C 705 Upright extrusion 90°, 49 × 49 mm
8.94 kg | 6000 mm

CLEANROOM EXTRUSIONS

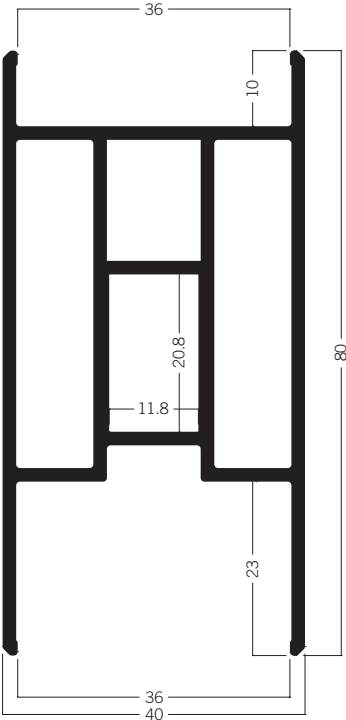
Wall Extrusions



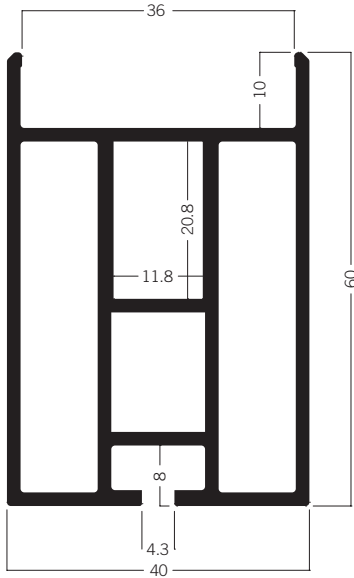
C 1301 Channeling extrusion 36 × 36 mm
2.62 kg | 6000 mm



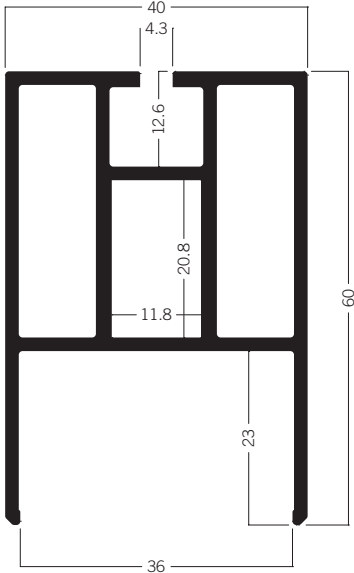
C 715 Wall connecting extrusion 19 × 40 mm
3.05 kg | 6000 mm



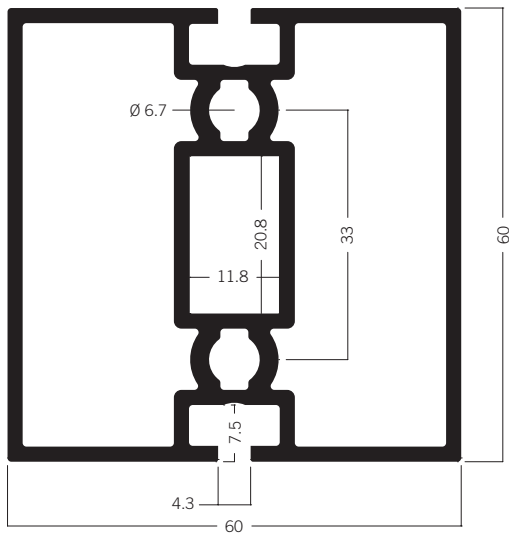
C 100 Beam extrusion 40 × 80 mm
9.98 kg | 6000 mm



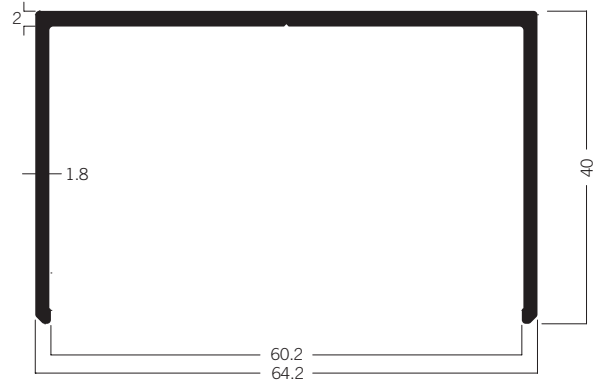
C 105 Beam extrusion 40 × 60 mm
9.26 kg | 6000 mm



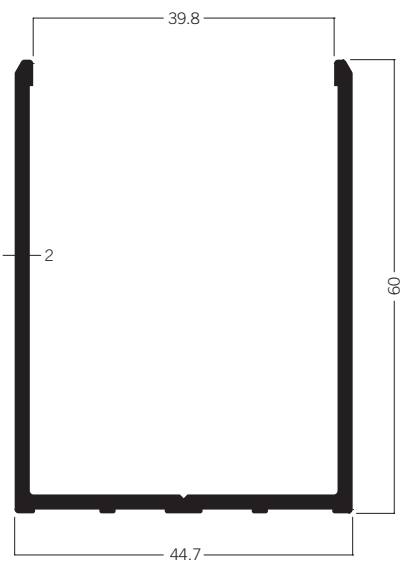
C 110 Beam extrusion 40 × 60 mm
7.57 kg | 6000 mm




C 122 Beam extrusion 60 × 60 mm
13.03 kg l 6000 mm



C 319 U-channel extrusion 64 × 40 mm
4.29 kg l 6000 mm



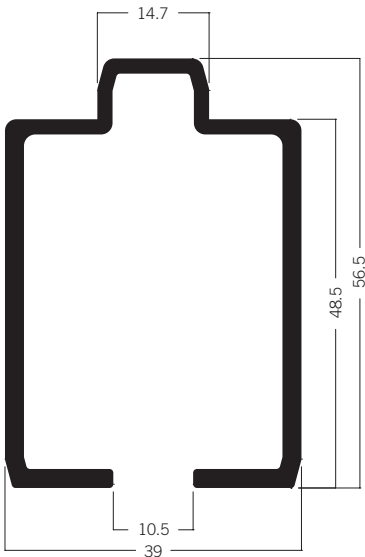
C 130 Floor U-channel extrusion 45 × 60 mm
5.33 kg l 6000 mm



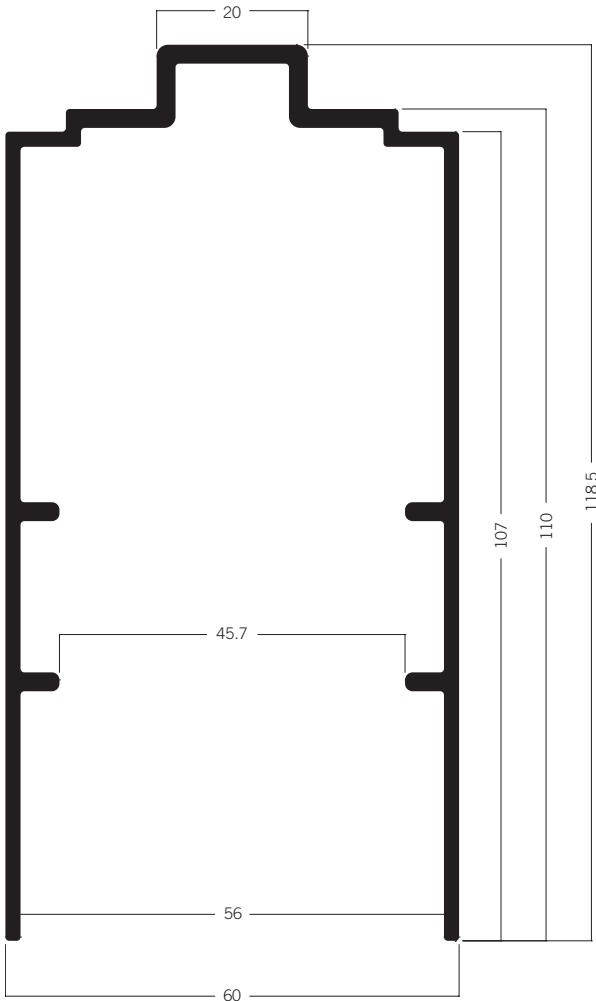
C 1005 Floor and ceiling U-channel extrusion 66 × 80 mm
8.47 kg l 6000 mm

CLEANROOM EXTRUSIONS

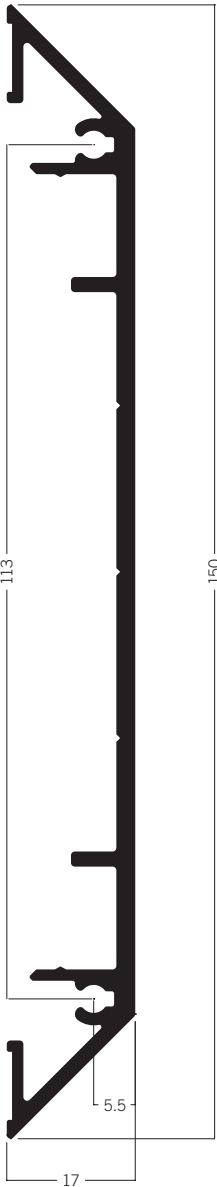
Wall Extrusions



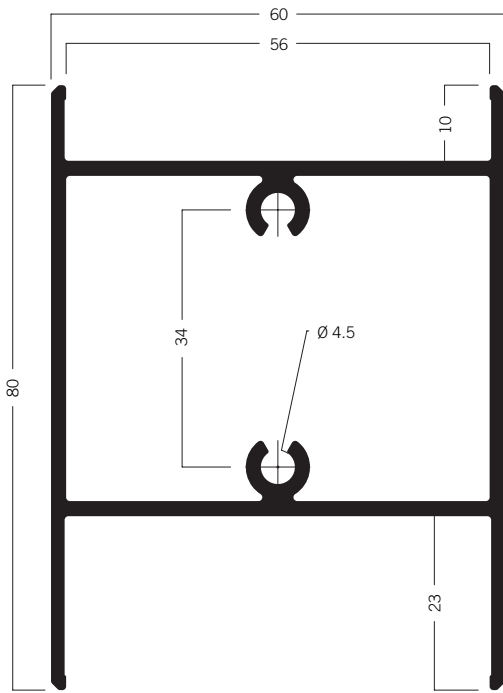
C 1410 Floor extrusion part 1, 38 × 56.5 mm
6.43 kg | 6000 mm



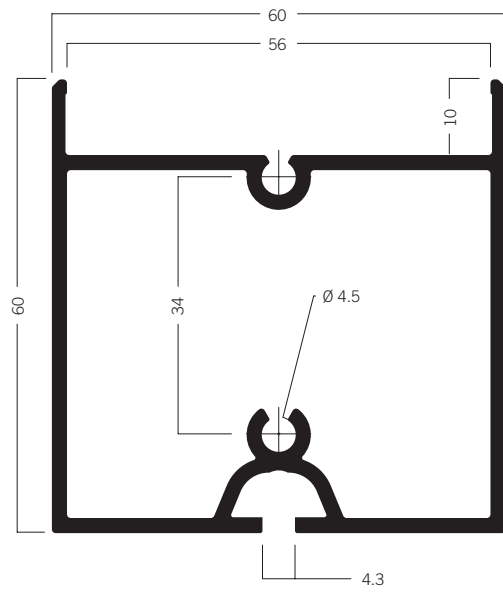
C 1405 Floor extrusion part 2, 60 × 110 mm
10.81 kg | 6000 mm



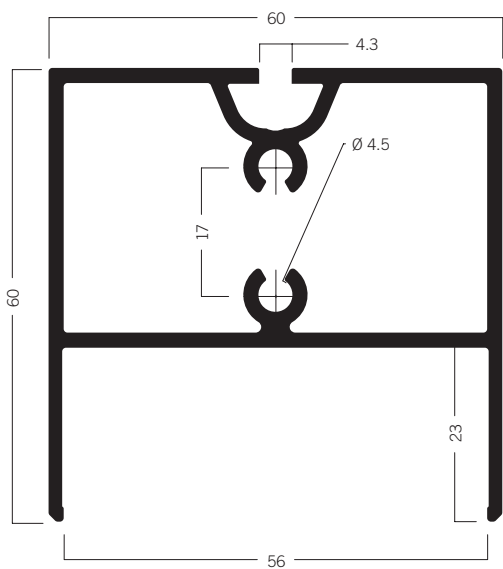
C 1327 Cable channel extrusion
7.23 kg | 6000 mm



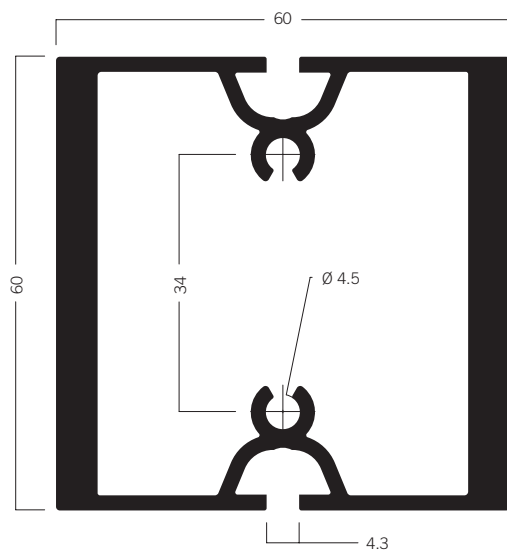
C 60-100 Beam extrusion 60 x 80 mm
9.88 kg | 6000 mm



C 60-105 Beam extrusion 60 x 60 mm
8.95 kg | 6000 mm



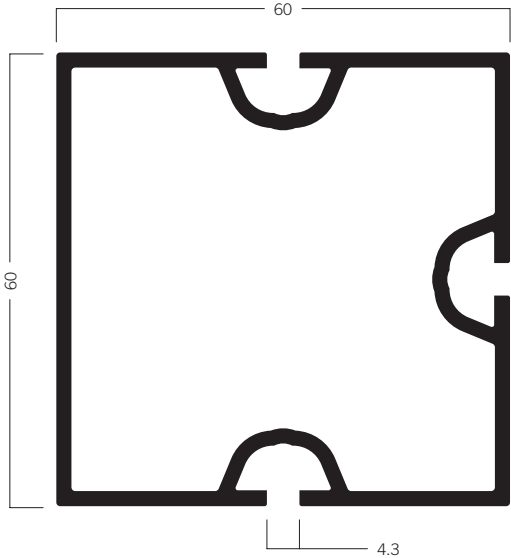
C 60-110 Beam extrusion 60 x 60 mm
9.18 kg | 6000 mm



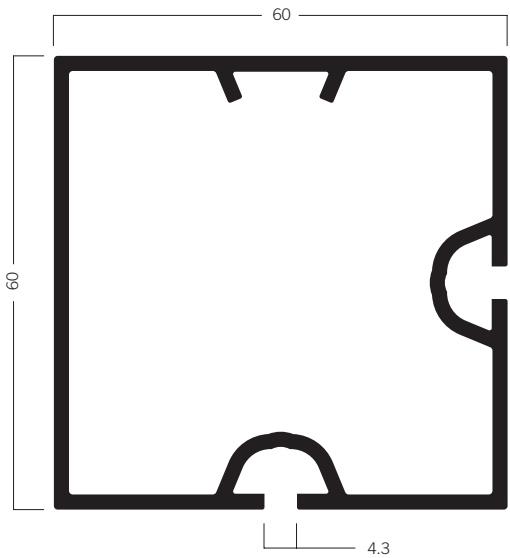
C 60-125 Upright extrusion 60 x 60 mm
16.25 kg | 6000 mm

CLEANROOM EXTRUSIONS


Wall Extrusions



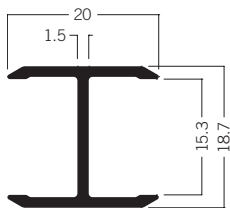
C 60-1005 Beam extrusion 60 x 60 mm
9.51 kg | 6000 mm




C 60-1007 Corner upright extrusion 60 x 60 mm
9.18 kg | 6000 mm



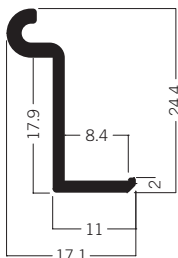
C 60-1029 Upright extrusion 60 x 100 mm
27.00 kg | 6000 mm



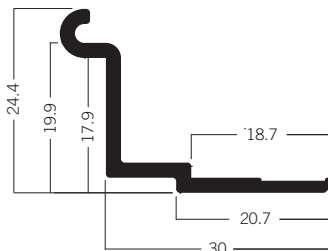
C 630 H-extrusion 20 × 19 mm
1.28 kg | 6000 mm



C 680 L-extrusion
2.96 kg | 6000 mm



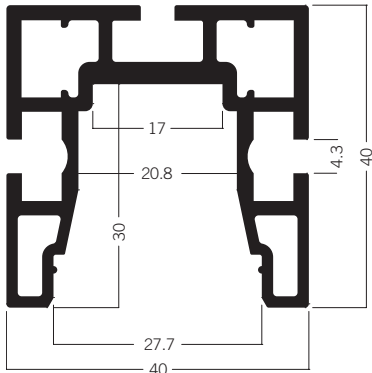
C 612 Support extrusion 17 × 24 mm
1.11 kg | 6000 mm



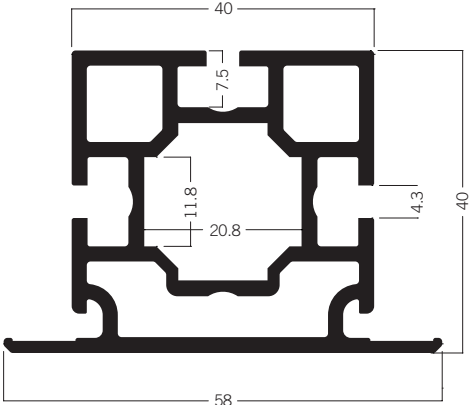
C 613 Support extrusion, wide
1.82 kg | 6000 mm

CLEANROOM EXTRUSIONS

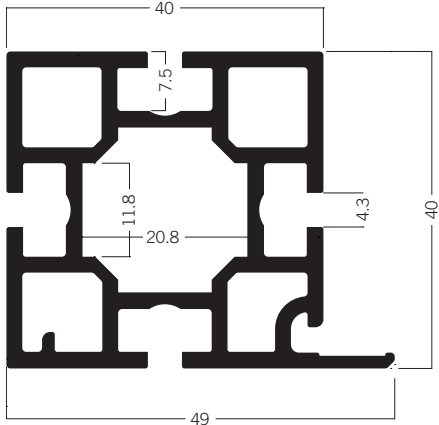
Ceiling Extrusions



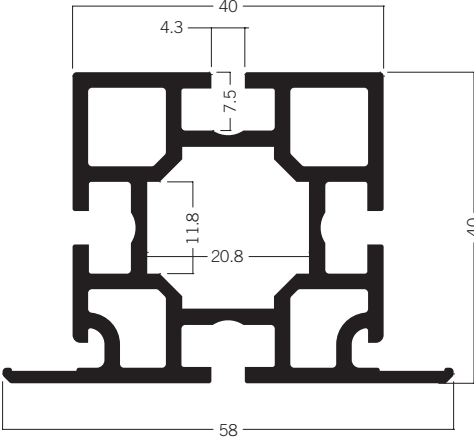
C 404* Ceiling extrusion LED (USA)
8.05 kg | 6000 mm



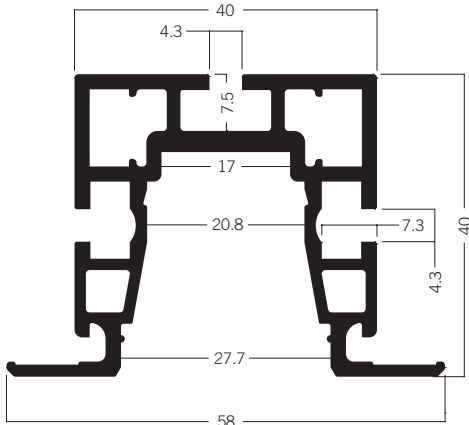
C 601 Extrusion 40 × 58 mm
8.69 kg | 6000 mm



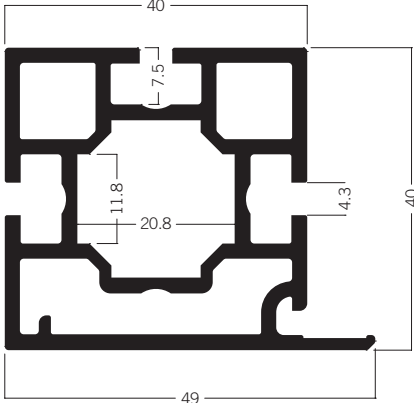
C 604 Extrusion 40 × 49 mm
9.15 kg | 6000 mm



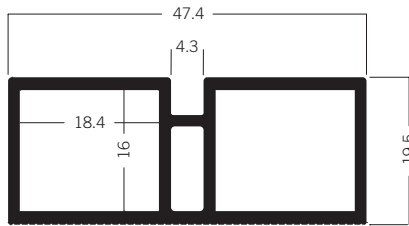
C 606 Extrusion 40 × 58 mm
9.50 kg | 6000 mm



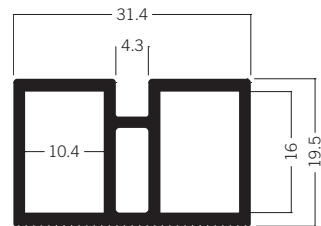
C 608 Ceiling extrusion LED
7.32 kg | 6000 mm



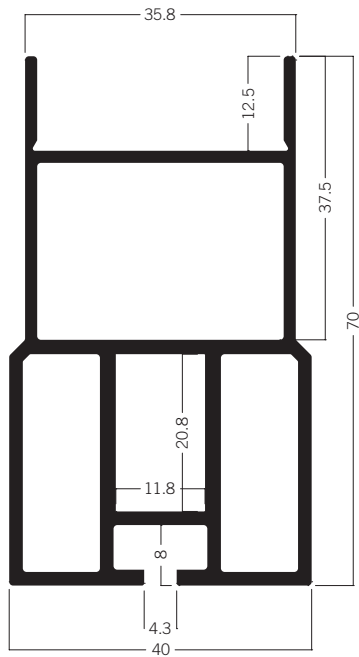
C 701 Extrusion 40 × 49 mm
8.88 kg | 6000 mm



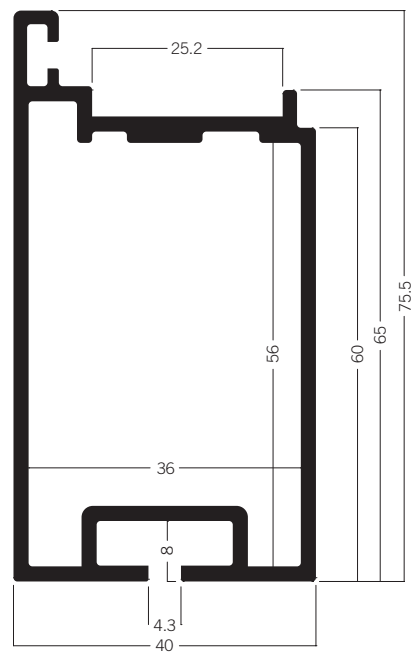
C 1210 Frame extrusion for 60 mm pharma glazing
4.33 kg | 6000 mm



C 1220 Frame extrusion 20 × 31 mm
3.42 kg | 6000 mm



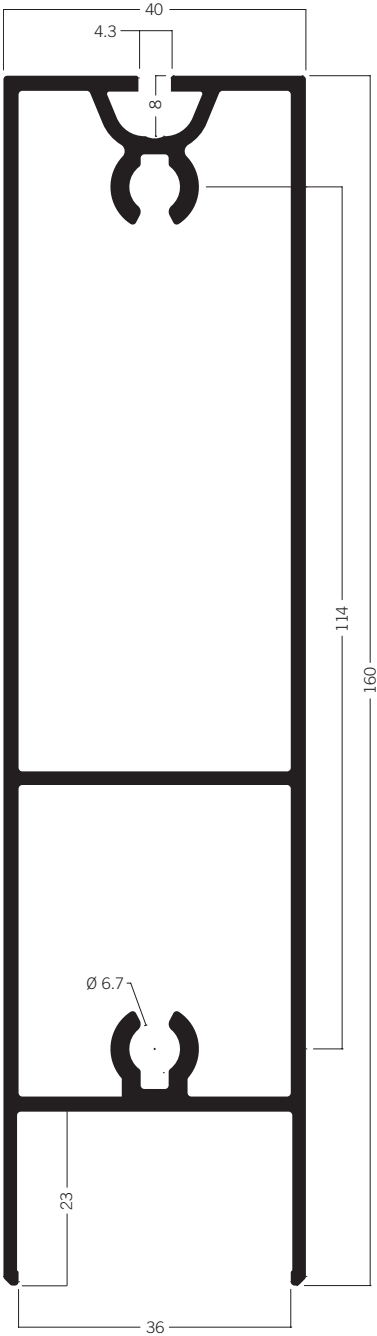
C 115 Beam extrusion 40 × 70 mm
9.03 kg | 6000 mm




C 305 Window panel extrusion 40 × 75.5 mm
8.62 kg | 6000 mm

CLEANROOM EXTRUSIONS

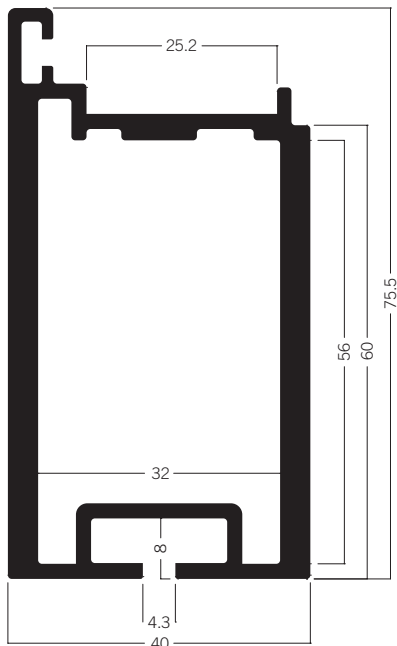
Door Extrusions



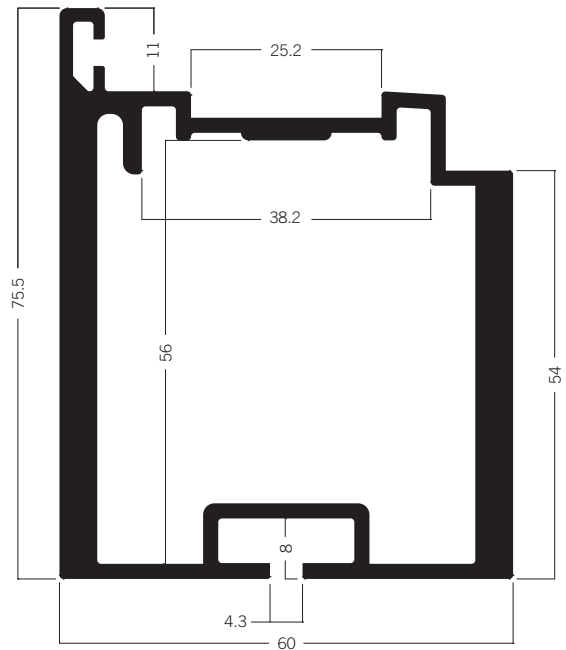
C 315 Door beam extrusion 40 × 160 mm
16.36 kg | 6000 mm



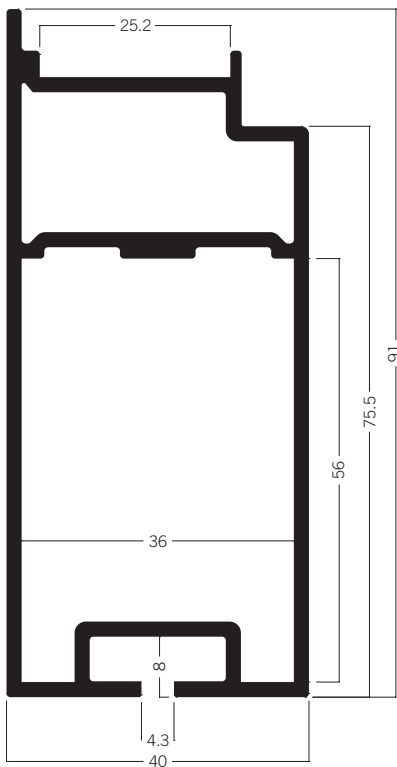
C 316 Door beam extrusion 60 × 160 mm
18.12 kg | 6000 mm



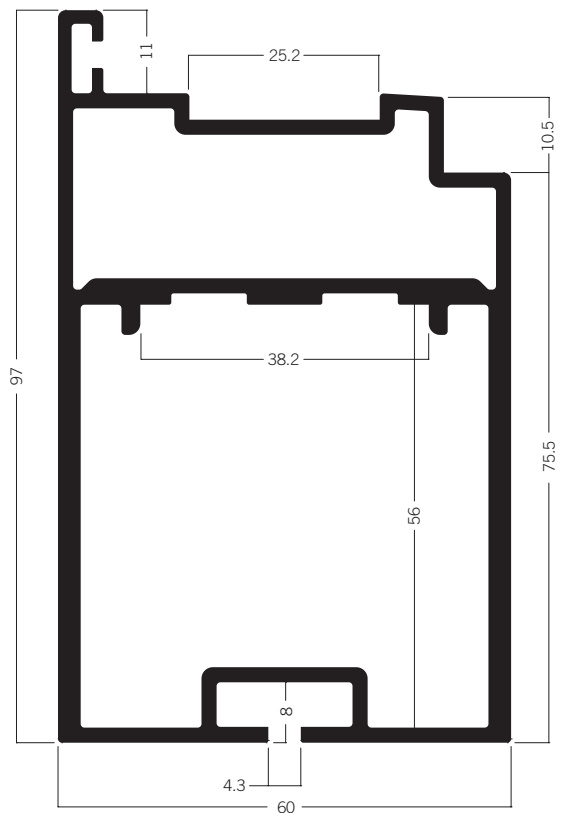
C 308 Door panel extrusion 40 × 75.5 mm
11.45 kg | 5500 mm



C 309 Door panel extrusion 60 × 75.5 mm
14.46 kg | 5500 mm



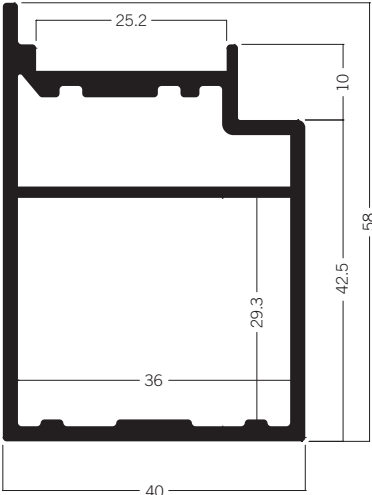
C 310 Double door panel extrusion 40 × 91 mm
10.80 kg | 6000 mm



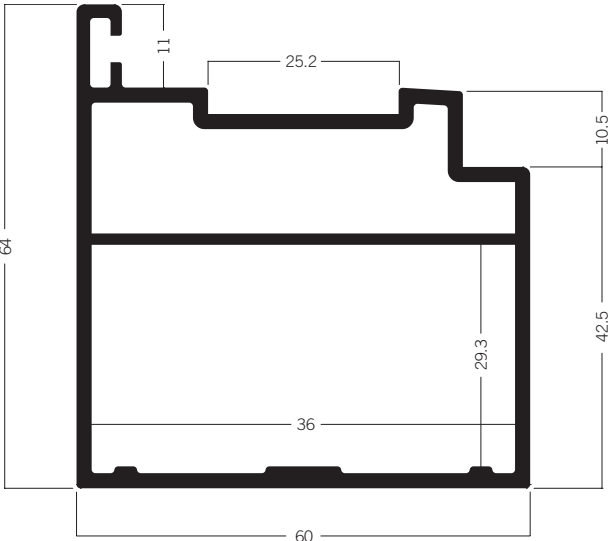
C 311 Double door panel extrusion 60 × 97 mm
9.09 kg | 6000 mm

CLEANROOM EXTRUSIONS

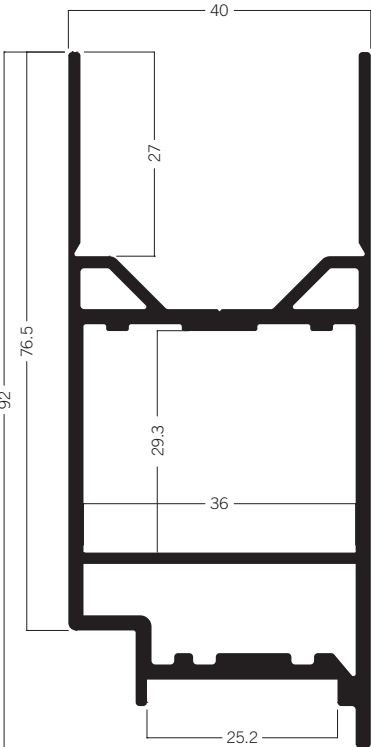
Door Extrusions



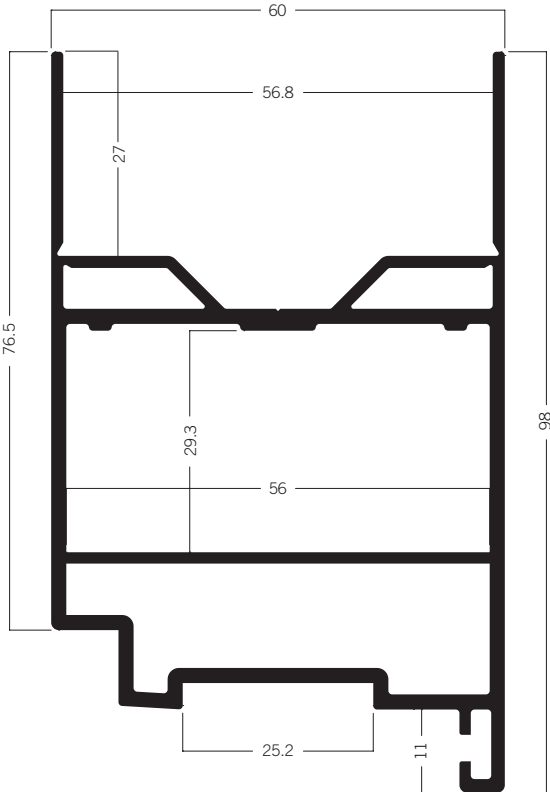
C 301 Door frame extrusion 40 × 58 mm
7.54 kg | 6000 mm



C 302 Door frame extrusion 60 × 64 mm
9.51 kg | 6000 mm



C 303 Door frame extrusion 40 × 92 mm
9.88 kg | 6000 mm



C 304 Door frame extrusion top 60 mm
12.12 kg | 6000 mm




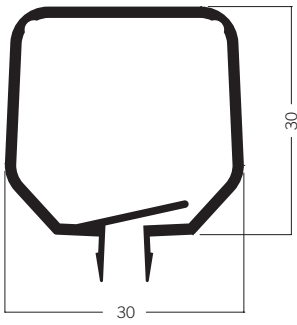
PLASTIC



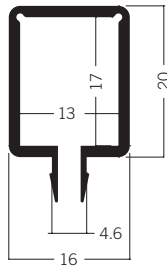
In addition to our aluminium extrusions, our product portfolio includes a wide range of supplementary plastic extrusions – from connecting extrusions to cable ducts and cover extrusions. As a material, plastic offers decisive advantages for on-site adjustments. It is flexible, lightweight and easy to modify. Matching the colours of our various aluminium surfaces, the extrusions blend in perfectly with the overall appearance.

PLASTIC EXTRU SIONS

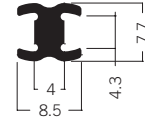




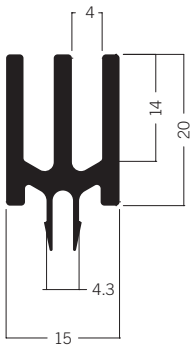
E 463 Cable retaining extrusion
1.20 kg | 5000 mm



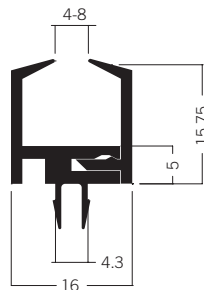
E 460 Cable retaining extrusion
0.73 kg | 5000 mm



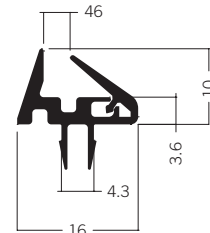
E 438 Extrusion connector
0.28 kg | 5000 mm



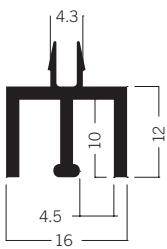
M 1319 Tension fabric extrusion 20 mm
1.46 kg | 6000 mm



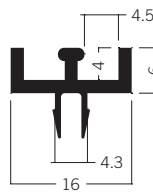
E 420 Glass panel retainer
0.83 kg | 5000 mm



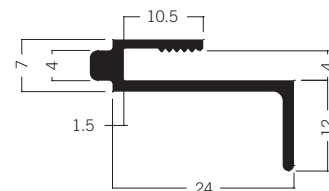
E 424 Glass panel retainer
0.45 kg | 5000 mm



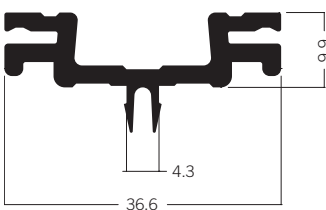
E 400 Upper track for sliding doors
0.60 kg | 5000 mm



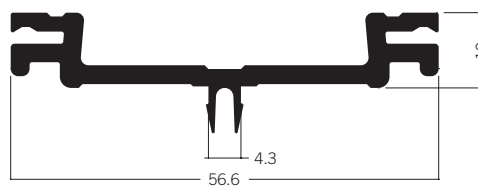
E 401 Lower track for sliding doors
0.45 kg | 5000 mm



E 410 Door handle extrusion
0.50 kg | 5000 mm

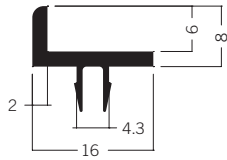


C 160 Adaptor extrusion 10 × 36.6 mm
1.61 kg | 6000 mm

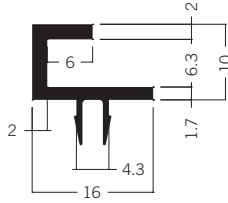


C 159 Adaptor extrusion 10 × 56.6 mm
2.04 kg | 6000 mm

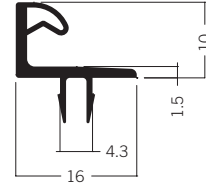
PLASTIC EXTRUSIONS



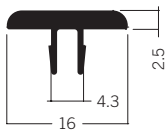
E 442 Supporting edge
0.40 kg | 5000 mm



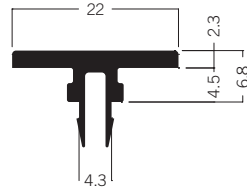
E 440 Glass panel retainer
0.47 kg | 5000 mm



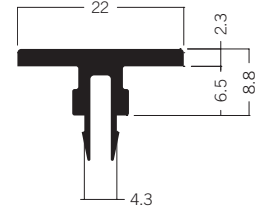
E 430 Door stopping extrusion
0.37 kg | 5000 mm



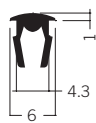
E 458 Cover extrusion
0.38 kg | 5000 mm



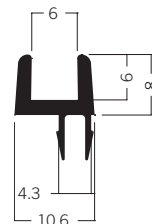
M 1844 Cover extrusion
0.42 kg | 6000 mm



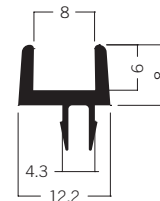
M 1846 Cover extrusion
0.51 kg | 6000 mm



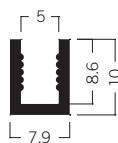
E 455 Groove filler
0.12 kg | 5000 mm



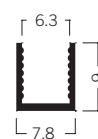
E 421 Glass panel retainer
0.41 kg | 5000 mm



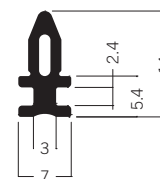
E 422 Glass panel retainer
0.45 kg | 5000 mm



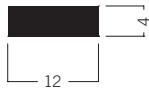
E 476 Clamping extrusion
0.19 kg | 5000 mm



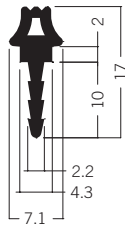
E 477 Clamping extrusion
0.17 kg | 5000 mm



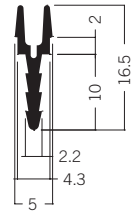
C 725 Extrusion connector
0.26 kg | 5950 mm



E 480 Flat rubber
0.07 kg | 10000 mm



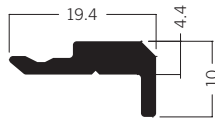
E 451 Extrusion connector
0.35 kg | 5000 mm



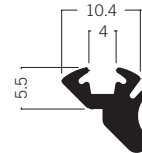
E 452 Extrusion connector
0.23 kg | 5000 mm



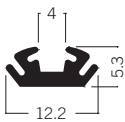
E 441 Rubber sponge bumper
1.00 kg | 50000 mm



C 1305 Adaptor extrusion 20 × 10 mm
0.40 kg | 5000 mm



E 445 Anti-rattle strip
3.50 kg | 50000 mm



E 444* Anti-rattle strip
2.02 kg | 50000 mm

A

A 200 70

C

C 60-100 80

C 60-105 80

C 60-110 80

C 60-125 80

C 60-1005 81

C 60-1007 81

C 60-1029 81

C 100 77

C 105 77

C 110 77

C 115 84

C 120 76

C 122 78

C 124 76

C 125 76

C 130 78

C 151 74

C 153 74

C 154 74

C 155 74

C 155* 74

C 157 74

C 158 74

C 159 92

C 160 92

C 161 74

C 162 74

C 163 74

C 164 75

C 165 75

C 169 75

C 170 75

C 171 75

C 301 87

C 302 87

C 303 87

C 304 87

C 305 84

C 308 86

C 309 86

C 310 86

C 311 86

C 315 85

C 316 85

C 319 78

C 404* 83

C 601 83

C 604 83

C 606 83

C 608 83

C 612 82

C 613 82

C 630 82

C 680 82

C 701 83

C 703 76

C 705 76

C 715 77

C 722 75

C 725 93

C 875 75

C 1005 78

C 1210 84

C 1220 84

C 1301 77

C 1305 94

C 1327 79

C 1405 79

C 1410 79

C 1415 75

CO 730 49

D

DFL 230 28

DFL 400 45

DFL 400A* 45

DFS 84 11

E

E 315	71
E 400	92
E 401	92
E 410	92
E 410/AL	71
E 420	92
E 421	93
E 422	93
E 424	92
E 430	93
E 438	92
E 440	93
E 441	94
E 442	93
E 444	94
E 444*	94
E 445	94
E 451	94
E 452	94
E 455	93
E 458	93
E 460	92
E 463	92
E 470/N	70
E 471/N	70
E 472	70
E 476	93
E 477	93
E 480	94
E 800	71
E 850*	71

M

M 205*	42
M 206*	42
M 207*	42
M 225	14
M 226	14
M 227	14
M 230	15
M 232	15

M 235*	43
M 236*	43
M 237*	43
M 770	28
M 1000	9
M 1001	9
M 1002	9
M 1003	9
M 1005	9
M 1007	9
M 1009	35
M 1010	9
M 1012*	11
M 1013*	11
M 1017	13
M 1018	10
M 1019	10
M 1020	10
M 1021	10
M 1022*	10
M 1023	10
M 1025	24
M 1026	24
M 1029	26
M 1030*	26
M 1040*	16
M 1041	16
M 1043*	26
M 1045*	16
M 1046	16
M 1052	27
M 1058*	12
M 1059	12
M 1060*	27
M 1063	21
M 1068	24
M 1070	35
M 1072	33
M 1081	24
M 1082	24
M 1091	24

M 1092	24
M 1140	39
M 1155	12
M 1170	33
M 1201*	39
M 1202	39
M 1204*	39
M 1208	39
M 1210*	40
M 1222	41
M 1301	50
M 1302	48
M 1304	53
M 1305	50
M 1306	50
M 1307	51
M 1309	48
M 1310	48
M 1311	56
M 1312	48
M 1319	92
M 1320	21
M 1321	49
M 1322	49
M 1322/E	49
M 1322/I	49
M 1325	56
M 1326	48
M 1330	57
M 1332	49
M 1340	23
M 1353*	61
M 1354	61
M 1356	61
M 1367	65
M 1368	65
M 1400	8
M 1460	39
M 1504	50
M 1520*	71
M 1562	67

M 1567	67
M 1568*	67
M 1571	67
M 1572	67
M 1577	67
M 1581	67
M 1600	38
M 1602	18
M 1603	18
M 1606	38
M 1607	48
M 1614	51
M 1618	8
M 1620	38
M 1622	32
M 1625	8
M 1629	34
M 1844	93
M 1846	93
M 1901	57
M 1910	53
M 1915	57
M 1920	53
M 1925	56
M 1930	50
M 1935	56
M 1970	50
M 1980	71
M 2021*	10

Q

Q 16	70
Q 25	61
Q 43	39
Q 60	40

R

R 102	29
R 122	29

INDEX

S

S 10*	8
S 100	30
S 108	30
S 201	30
S 203	30
S 206	32
S 209	9
S 250	36
S 251	36
S 252	36
S 253	37
S 302	34
S 303	34
S 308	30
S 380	30
S 382	51
S 385R*	52
S 408	31
S 500	34
S 1100	38
S 1105	38
S 1106	38
S 1123	8
S 1125	8
S 1129	35
S 1200	39
S 1302*	32
S 1303	32
S 1310	33
S 1610	25
S 3050	44
S 6105	44
SO 400	68
SO 500	68
SO 600	68
SO 620	69
SO 630	68
SO 640	69

U

U 1020	11
U 1030	22
U 1060	58
U 1063	59
U 1066	22

V

V 2000	8
V 2020	34
V 2040	18
V 2100	18


W

W 101	66
W 102	66
W 103	66
W 110*	66
W 416	18
W 490	70
W 730	51
W 735R*	52
W 825*	25
W 901	25
W 903	51
W 905	25
W 906	51
W 908	37
W 910	65
WP 800	54
WP 810	54
WP 820	55
WP 830	65
WP 840	55

Z

Z 100	19
Z 110	21
Z 160	21
Z 164*	21
Z 300	18
Z 303	18

Z 305	18
Z 307	18
Z 308	19
Z 310	19
Z 400	20
Z 402	20
Z 408*	20
Z 460	20
Z 464*	20
Z 508	23
Z 560	23
Z 600	23
Z 2100	24
Z 2105	24
Z 4100	19
Z 4300	19
Z 4400	19
Z 4401	19
Z 4700	19



EXHIBITION SYSTEMS
PROJECT SOLUTIONS
PRESENTATION
INTERIOR DESIGN
CLEANROOM SYSTEMS

**OCTANORM® Germany
Head Office**

Raiffeisenstraße 39
70794 Filderstadt
T. +49 711 77003-0
F. +49 711 77003-53
info@octanorm.de
www.octanorm.com

EUROPE

OCTANORM® Nordic
T. +46 8 621 6500
www.octanorm.se

OCTANORM® Polska
T. +48 22 773 0350
www.octanorm.pl

OCTANORM® Belgium
T. +32 475 35 60 76
www.octanorm.be

OCTANORM® France
T. +33 6 79 11 32 05
www.octanorm.fr

OCTANORM® UK
T. +44 20 85 45 2945
www.octanorm.co.uk

OCTANORM® Espana
T. +34 930 019 424
www.octanorm.es

OCTANORM® Hellas
T. +30 2310 79 6521
www.octanorm.gr

OCTANORM® Italia
T. +39 031 2269715
www.octsystem.it

OCTANORM® Adria
T. +386 590 56301
www.octanormadria.com

AFRICA

OCTANORM® South Africa
T. +27 11 433 2010
www.octanorm.co.za

AMERICA

OCTANORM® North America
T. +1 770 7 32 1520
www.octanormna.com

OCTANORM® México
T. +52 55 5804 6325
www.octanorm.com.mx

ASIA

OCTANORM® China
T. +86 512 6283 3336
www.octanorm.cn

OCTANORM® Japan
T. +81 45 511 8144
www.octanorm.co.jp

AUSTRALIA

OCTANORM® Australia
T. +61 3 7017 2753
www.octanorm.com.au

MIDDLE EAST

OCTANORM® Emirates
T. +971 4 340 6888
www.octanormemirates.net